

ภาคผนวกที่ 4

เอกสารสอบเทียบความถูกต้องของเครื่องมือ

**ตารางสรุปรายการเอกสารการสอบเทียบความถูกต้องของเครื่องมือเก็บตัวอย่าง
และเครื่องมือตรวจวิเคราะห์คุณภาพสิ่งแวดล้อม**

รายการตรวจวัด	เครื่องมือเก็บตัวอย่าง	เครื่องมือตรวจวิเคราะห์
	ชื่อเครื่องมือ	ชื่อเครื่องมือ
1. คุณภาพอากาศในบรรยากาศ		
NO _x	NO/NO _x /NO ₂ Analyzer No. R02, R03, R04	NO/NO _x /NO ₂ Analyzer No. R02, R03, R04
NO ₂	NO/NO _x /NO ₂ Analyzer No. R02, R03, R04	NO/NO _x /NO ₂ Analyzer No. R02, R03, R04
NMHC	Personal Pump SKC No. R09, R15, R29 Rotameter No. L-R02	THC Analyzer
MTBE	Personal Pump SKC No. R09, R15, R29 Rotameter No. L-R02	GC/MS
THC	Personal Pump SKC No. R09, R15, R29 Rotameter No. L-R02	THC Analyzer
1,3-Butadiene	Mass Flow Mater	GC/MS
2. คุณภาพอากาศจากปล่อง		
1,3-Butadiene	Personal Pump SKC No. R15, R24, R37 Rotameter No. L-R03	GC/MS
Oxides of Nitrogen	Vacuum Gauge	Spectrophotometer
3. ระดับเสียงในบรรยากาศ		
L _{eq} 24 hr	Acoustic Calibrator Sound Level Meter ACO-R13, R15, R33, R38, R46, R48	-
4. คุณภาพน้ำ		
Methanol	-	GC/MS
Toluene	-	GC/MS
MTBE	-	GC/MS
1,3 Butadiene	-	GC/MS
TOC	-	IR
5. ระดับเสียงในสถานประกอบการ		
L _{eq} 8 hr	Acoustic Calibrator Sound Level Meter ACO-R12, R22, R23, R25, R26, R31	-
6. ระดับเสียงติดตัวบุคคล		
Noise Dose	Acoustic Calibrator Sound Level Meter NMD-B01, B02, B03, B04, B05, B06, B07, B08, B09, B10, B11, B12, B13, B14, B15, B16, B17, B18, B19, B20, R02, R03, R05, R06, R13, R20, R26, R27	-

ตารางสรุปรายการเอกสารการสอบเทียบความถูกต้องของเครื่องมือเก็บตัวอย่าง
และเครื่องมือตรวจวิเคราะห์คุณภาพสิ่งแวดล้อม (ต่อ)

รายการตรวจวัด	เครื่องมือเก็บตัวอย่าง	เครื่องมือตรวจวิเคราะห์
	ชื่อเครื่องมือ	ชื่อเครื่องมือ
7. คุณภาพอากาศในสถานประกอบการ 1,3-Butadiene	Personal Pump SKC No. R10, R19, R20, R25, R26, R36, R40, R42, B66, B77 Rotameter No. L-R02	GC/MS
Methanol	Personal Pump SKC No. B58, B71, R05, R07 Rotameter No. L-R02	GC/FID
MTBE	Personal Pump SKC No. B08, B68, R01 R42 Rotameter No. L-R02	GC/MS
Toluene	Personal Pump SKC No. B49, B57, B77, R25 Rotameter No. L-R02	GC/FID

คุณภาพอากาศในบรรยากาศ



บริษัท เอส.พี.เอส. คอนซัลติ้ง เซอร์วิส จำกัด

S.P.S. CONSULTING SERVICE CO., LTD.

7 ซอยพหลโยธิน 24 ถนนพหลโยธิน แขวงจวนพล เขตจตุจักร กรุงเทพฯ 10900

7 Soi Phaholyothin 24, Phaholyothin Rd., Jompol, Chatuchak, Bangkok 10900

Tel : (662) 939-4370-72, Fax : (662) 513-4221, E-mail : sale@spscon.com, www.spscon.com

CALIBRATION REPORT

CHEMILUMINESCENT NO / NO₂ / NO_x ANALYZER

DATE : 06 May 2022

BRAND : API

MODEL : 200E

NO. NOX-R02

SERIAL NO. 2285

Calibrator (Dilution System)

Brand : API

Model : 700

Last Cal. Date : 05 August 2021

Serial No. : 911

Reference Standard Gas

Standard Gas : Nitric Oxide (NO)

Cylinder No. : A00917SK

Certified Date : 01 June 2020

Expired Date : 01 June 2022

Cylinder Conc. : 49.9 ppm

CALIBRATING CONDITION

Pressure 1011 mmbar

Temp. 24.5 °C

% RH 48

CALIBRATION SETTING

Span Set Point	Initial Reading (Before Adj.),PPB			Final Reading (After Adj.),PPB	
	Expected Concentration	Analyzer Response	%Dif	Analyzer Response	Slope
Zero	0	0.11	-	0	-
NO Span	400	399.8	-0.050	400.0	1.004
NO _x Span	400	400.2	0.050	400.0	1.008

API Model 200E NO_x Analyzer Check List

Test Values	Observed Value	Units	Nominal Range
RANGE	500	PPB	500 standard
STABILITY (Zero Gas)	0.1	PPB	< 2 with zero air
SAMPLE FLOW	509	cc/min	500 ± 50
OZONE FLOW	79	cc/min	80 ± 15
PMT	103.0	mV	-20 - 150
AZERO	93.8	mV	-20 - 150
HVPS	669	V	420 - 900 constant
RCELL TEMP	50.2	°C	50 ± 1
BOX TEMP	29.5	°C	8 - 48
PMT TEMP	7.3	°C	7 ± 2
MOLY TEMP	314.7	°C	315 ± 5
RCELL PRESS	8.4	IN-Hg-A	2 - 10 constant
SAMPLE PRESS	28.7	IN-Hg-A	25 - 30 constant
NO Span Conc	400	PPB	20 - 20,000
NO _x Span Conc	400	PPB	20 - 20,000
NO Slope	1.004	-	1.0 ± 0.3
NO _x Slope	1.008	-	1.0 ± 0.3
NO Offset	1.2	mV	-20 to +150
NO _x Offset	0.7	mV	-20 to 150
Stability at Zero	0.1	PPB	< 0.2
Stability at Span	0.2	PPB	< 2 ppb @ 400 ppb span gas



บริษัท เอส.พี.เอส. คอนซัลติ้ง เซอร์วิส จำกัด
S.P.S. CONSULTING SERVICE CO., LTD.
7 ซอยพหลโยธิน 24 ถนนพหลโยธิน แขวงจอมพล เขตจตุจักร กรุงเทพฯ 10900
7 Soi Phaholyothin 24, Phaholyothin Rd., Jompol, Chatuchak, Bangkok 10900
Tel : (662) 939-4370-72, Fax : (662) 513-4221, E-mail : sale@spscon.com, www.spscon.com

CALIBRATION REPORT

CHEMILUMINESCENT NO / NO₂ / NO_x ANALYZER

DATE : 06 May 2022

BRAND : API

MODEL : 200E

NO. NOX-R03

SERIAL NO. 4410

Calibrator (Dilution System)

Brand : API

Model : 700

Last Cal. Date : 05 August 2021

Serial No. : 911

Reference Standard Gas

Standard Gas : Nitric Oxide (NO)

Cylinder No. : A00917SK

Certified Date : 01 June 2020

Expired Date : 01 June 2022

Cylinder Conc. : 49.9 ppm

CALIBRATING CONDITION

Pressure 1011 mmbar

Temp. 24.5 °C

% RH 48

CALIBRATION SETTING

Span Set Point	Initial Reading (Before Adj.), PPB			Final Reading (After Adj.), PPB	
	Expected Concentration	Analyzer Response	%Dif	Analyzer Response	Slope
Zero	0	0.11	-	0	-
NO Span	400	400.1	0.025	400.0	1.008
NO _x Span	400	400.4	0.100	400.0	1.011

API Model 200E NO_x Analyzer Check List

Test Values	Observed Value	Units	Nominal Range
RANGE	500	PPB	500 standard
STABILITY (Zero Gas)	0.1	PPB	< 2 with zero air
SAMPLE FLOW	512	cc/min	500 ± 50
OZONE FLOW	79	cc/min	80 ± 15
PMT	103.3	mV	-20 - 150
AZERO	94.0	mV	-20 - 150
HVPS	675	V	420 - 900 constant
RCELL TEMP	50.4	°C	50 ± 1
BOX TEMP	29.3	°C	8 - 48
PMT TEMP	7.1	°C	7 ± 2
MOLY TEMP	315.3	°C	315 ± 5
RCELL PRESS	8.2	IN-Hg-A	2 - 10 constant
SAMPLE PRESS	28.4	IN-Hg-A	25 - 30 constant
NO Span Conc	400	PPB	20 - 20,000
NO _x Span Conc	400	PPB	20 - 20,000
NO Slope	1.008	-	1.0 ± 0.3
NO _x Slope	1.011	-	1.0 ± 0.3
NO Offset	1.5	mV	-20 to +150
NO _x Offset	0.9	mV	-20 to 150
Stability at Zero	0.1	PPB	< 0.2
Stability at Span	0.2	PPB	< 2 ppb @ 400 ppb span gas



บริษัท เอส.พี.เอส. คอนซัลติ้ง เซอร์วิส จำกัด

S.P.S. CONSULTING SERVICE CO., LTD.

7 ซอยพหลโยธิน 24 ถนนพหลโยธิน แขวงจอมพล เขตจตุจักร กรุงเทพฯ 10900

7 Soi Phaholyothin 24, Phaholyothin Rd., Jompol, Chatuchak, Bangkok 10900

Tel : (662) 939-4370-72, Fax : (662) 513-4221, E-mail : sale@spscon.com., www.spscon.com

CALIBRATION REPORT

CHEMILUMINESCENT NO / NO₂ / NO_x ANALYZER

DATE :	06 May 2022	BRAND :	API	MODEL :	200E
NO.	NOX-R04	SERIAL NO.	4411		

Calibrator (Dilution System)

Brand	: API	Model	: 700
Last Cal. Date	: 05 August 2021	Serial No.	: 911

Reference Standard Gas

Standard Gas	: Nitric Oxide (NO)	Cylinder No.	: A00917SK
Certified Date	: 01 June 2020	Expired Date	: 01 June 2022

CALIBRATING CONDITION

Pressure	1011	mmbar	Temp.	24.5	°C	% RH	48
----------	------	-------	-------	------	----	------	----

CALIBRATION SETTING

Span	Initial Reading (Before Adj.),PPB			Final Reading (After Adj.),PPB	
Set Point	Expected Concentration	Analyzer Response	%Dif	Analyzer Response	Slope
Zero	0	-0.10	-	0	-
NO Span	400	399.6	-0.100	400.0	0.999
NO _x Span	400	399.8	-0.050	400.0	1.004

API Model 200E NO_x Analyzer Check List

Test Values	Observed Value	Units	Nominal Range
RANGE	500	PPB	500 standard
STABILITY (Zero Gas)	0.1	PPB	< 2 with zero air
SAMPLE FLOW	504	cc/min	500 ± 50
OZONE FLOW	78	cc/min	80 ± 15
PMT	103.2	mV	-20 - 150
AZERO	93.9	mV	-20 - 150
HVPS	671	V	420 - 900 constant
RCELL TEMP	50.1	°C	50 ± 1
BOX TEMP	29.4	°C	8 - 48
PMT TEMP	7.2	°C	7 ± 2
MOLY TEMP	314.9	°C	315 ± 5
RCELL PRESS	8.5	IN-Hg-A	2 - 10 constant
SAMPLE PRESS	28.7	IN-Hg-A	25 - 30 constant
NO Span Conc	400	PPB	20 - 20,000
NO _x Span Conc	400	PPB	20 - 20,000
NO Slope	0.999	-	1.0 ± 0.3
NO _x Slope	1.004	-	1.0 ± 0.3
NO Offset	1.0	mV	-20 to +150
NO _x Offset	0.6	mV	-20 to 150
Stability at Zero	0.1	PPB	< 0.2
Stability at Span	0.2	PPB	< 2 ppb @ 400 ppb span gas



บริษัท เอส.พี.เอส. คอนซัลติ้ง เซอร์วิส จำกัด
S.P.S. CONSULTING SERVICE CO., LTD.
7 ซอยพหลโยธิน 24 ถนนพหลโยธิน แขวงจอมพล เขตจตุจักร กรุงเทพฯ 10900
7 Soi Phaholyothin 24, Phaholyothin Rd., Jompol, Chaluchak, Bangkok 10900
Tel : (662) 939-4370-72, Fax : (662) 513-4221, E-mail : sale@spscon.com., www.spscon.com

Personal Pump Calibration Report

Calibration Method : Dry Cal Primary Flowmeter

Model : Defender 510-H

S/N : 136164

Environmental Conditions

Temperature : 25 \pm 3 $^{\circ}$ C
Pressure : 1010 \pm 15 mmbar

Personal Pump Data				Calibration Data								
No.	Brand	Model	Serial No.	Date	Flow Rate (ml/min)						Value From Calibration Curve	
					Setting			Actual (Q std.)				
					1	2	3	1	2	3	y	R²
R01	SKC	224-PCXR4	602467	04/04/2022	1,000	1,500	2,000	993	1,508	2,004	1.020x - 38.784	0.999
R02	SKC	224-PCXR4	626450	04/04/2022	1,000	2,000	3,000	999	1,499	1,990	0.989x + 12.627	1.000
R03	SKC	224-PCXR4	691592	04/04/2022	1,000	1,500	2,000	1,003	1,500	2,004	1.012x - 22.479	0.999
R04	SKC	224-PCXR4	691672	01/04/2022	1,000	1,500	2,000	996	1,493	1,993	0.998x - 2.561	1.000
R05	SKC	224-PCXR4	798470	01/04/2022	1,000	1,500	2,000	994	1,506	1,999	1.015x - 30.635	0.999
R06	SKC	224-PCXR4	798456	04/04/2022	1,000	1,500	2,000	994	1,498	1,994	1.002x - 7.438	1.000
R07	SKC	224-PCXR4	798480	04/04/2022	1,000	1,500	2,000	994	1,490	2,000	1.008x - 16.831	1.000
R08	SKC	224-PCXR4	883215	01/04/2022	1,000	1,500	2,000	1,001	1,502	2,005	1.015x - 26.627	0.999
R09	SKC	224-PCXR4	034650	01/04/2022	1,000	1,500	2,000	991	1,504	2,002	1.018x - 36.538	0.999
R10	SKC	224-PCXR4	091765	01/04/2022	1,000	1,500	2,000	996	1,512	1,993	1.000x + 0.219	1.000
R11	SKC	224-PCXR4	091763	12/04/2022	1,000	1,500	2,000	1,001	1,499	2,002	1.012x - 23.923	0.999
R12	SKC	224-PCXR4	091568	12/04/2022	1,000	1,500	2,000	997	1,501	1,999	1.001x - 4.986	1.000
R13	SKC	224-PCXR4	091638	04/04/2022	1,000	1,500	2,000	1,002	1,498	1,993	0.991x + 10.793	1.000
R14	SKC	224-PCXR4	091764	04/04/2022	1,000	1,500	2,000	994	1,502	1,998	1.013x - 29.256	0.999
R15	SKC	224-PCXR8	529457	01/04/2022	1,000	1,500	2,000	1,002	1,500	2,004	1.013x - 24.345	0.999
R16	SKC	224-PCXR8	529643	04/04/2022	1,000	1,500	2,000	998	1,497	1,994	0.997x + 0.060	1.000
R17	SKC	224-PCXR8	529645	04/04/2022	1,000	1,500	2,000	994	1,509	2,000	1.015x - 30.571	0.999
R18	SKC	224-PCXR8	566756	04/04/2022	1,000	1,500	2,000	991	1,496	1,998	1.002x - 7.678	1.000
R19	SKC	224-PCXR8	566802	01/04/2022	1,000	1,500	2,000	1,003	1,499	2,000	1.010x - 20.189	0.999
R20	SKC	224-PCXR8	529089	04/04/2022	1,000	1,500	2,000	990	1,501	2,003	1.020x - 40.036	0.999
R21	SKC	224-PCXR8	665728	01/04/2022	1,000	1,500	2,000	999	1,493	1,999	1.000x - 5.364	1.000
R22	SKC	224-PCXR8	707444	04/04/2022	1,000	1,500	2,000	1,002	1,500	2,001	1.011x - 21.215	0.999
R23	SKC	224-PCXR8	761067	11/04/2022	1,000	1,500	2,000	998	1,494	1,992	0.994x + 3.095	1.000
R24	SKC	224-PCXR8	707893	01/04/2022	1,000	1,500	2,000	996	1,505	2,001	1.014x - 29.040	0.999
R25	SKC	224-PCXR8	761052	01/04/2022	1,000	1,500	2,000	998	1,500	1,992	0.992x + 7.630	1.000
R26	SKC	224-PCXR8	707956	12/04/2022	1,000	1,500	2,000	1,002	1,500	2,004	1.013x - 24.417	0.999
R27	SKC	224-PCXR8	707398	04/04/2022	1,000	1,500	2,000	996	1,503	2,001	1.013x - 28.725	0.999
R28	SKC	224-PCXR8	707481	11/04/2022	1,000	1,500	2,000	1,004	1,500	2,003	1.010x - 19.368	0.999
R29	SKC	224-PCXR8	707402	01/04/2022	1,000	1,500	2,000	1,005	1,491	1,991	0.988x + 14.326	1.000
R30	SKC	224-PCXR8	093811	01/04/2022	1,000	1,500	2,000	998	1,495	1,994	0.998x - 1.268	1.000
R31	SKC	224-PCXR8	093183	01/04/2022	1,000	1,500	2,000	1,001	1,501	2,001	1.012x - 23.001	0.999
R32	SKC	224-PCXR8	671950	04/04/2022	1,000	1,500	2,000	1,000	1,498	1,994	0.994x + 7.762	1.000
R33	SKC	224-PCXR4	626254	12/04/2022	1,000	1,500	2,000	992	1,502	1,999	1.016x - 34.141	0.999
R34	SKC	224-PCXR4	626131	01/04/2022	1,000	1,500	2,000	1,002	1,498	2,004	1.012x - 24.294	0.999
R35	SKC	224-PCXR8	707460	04/04/2022	1,000	1,500	2,000	998	1,498	1,995	0.994x + 5.672	1.000
R36	SKC	224-PCXR8	707446	01/04/2022	1,000	1,500	2,000	1,003	1,500	2,001	1.010x - 19.192	0.999
R37	SKC	224-PCXR8	707432	01/04/2022	1,000	1,500	2,000	999	1,499	1,998	0.999x + 0.554	1.000
R38	SKC	224-PCXR8	707349	01/04/2022	1,000	1,500	2,000	996	1,500	2,002	1.015x - 31.640	0.999
R39	SKC	224-PCXR8	761095	12/04/2022	1,000	1,500	2,000	1,001	1,496	1,994	0.997x + 2.652	1.000



บริษัท เอส.พี.เอส. คอนซัลติ้ง เซอร์วิส จำกัด
S.P.S. CONSULTING SERVICE CO., LTD.
7 ซอยพหลโยธิน 24 ถนนพหลโยธิน แขวงจอมพล เขตจตุจักร กรุงเทพฯ 10900
7 Soi Phaholyothin 24, Phaholyothin Rd., Jompol, Chatuchak, Bangkok 10900
Tel : (662) 939-4370-72, Fax : (662) 513-4221, E-mail : sale@spscon.com, www.spscon.com

Rotameter Calibration Report (For Personal Pump Low Flow Adjust)

Calibration Method : Dry Cal Primary Flowmeter

Model : Defender 510-H

S/N : 136164

Calibration Data

Rotameter Data			Calibration Data								
No.	Brand	Model	Date	Flow Rate (ml/min)						Value From Calibration Curve	
				Flow Rate (Reading)			Actual (Q std.)				
				1	2	3	1	2	3	y	R ²
L-R01	Dwyer	VFA-21	04/04/2022	50	100	200	50.2	100.6	203.5	0.983x + 2.458	1.000
L-R02	Dwyer	VFA-21	01/04/2022	50	100	200	49.7	100.9	200.5	1.008x - 1.306	0.999
L-R03	Dwyer	VFA-21	04/04/2022	50	100	200	50.1	99.8	202.3	1.018x - 1.156	1.000
L-R04	Dwyer	VFA-21	04/04/2022	50	100	200	49.8	100.9	200.6	1.009x - 1.349	0.999
L-R05	Dwyer	VFA-21	01/04/2022	50	100	200	49.8	100.4	203.4	0.992x + 1.525	1.000
L-R06	Dwyer	VFA-21	01/04/2022	50	100	200	50.2	99.1	201.9	1.003x - 0.172	1.000



Certificate of Calibration

Certificate Number : SPR21060189-1

Page : 1 of 3

Customer : S.P.S. CONSULTING SERVICE CO., LTD.

7 Soi Phaholyothin 24 Phaholyothin Road., Jompol, Chatuchak,
Bangkok 10900

Equipment Name : Mass Flow Meter

Manufacturer : Dwyer

Model : GMF-2101

Serial Number : N/A

ID. Number : N/A

Environmental Conditions

Ambient Temperature : $23^{\circ}\text{C} \pm 2^{\circ}\text{C}$

Received Date : 11 Jun 2021

Relative Humidity : $50\% \pm 15\%$

Calibration Date : 12 Jun 2021

Location of Calibration : In-Lab

Recommend Due Date : 12 Jun 2022

Calibration Procedure : In-House Method

Date of Issue : 13 Jun 2021

Method of Calibration


This certifies that the above instrument was calibrated in compliance with the calibration system requirement of ISO/IEC 17025:2017 in accordance with reference procedure. Standards used to perform this calibration are certified by to NIST or equivalent, National metrology institute, Natural physical constants, consensus standards. The result reported herein apply only to the calibration of the item described above as received. Our decision rule is to contact the customer if the item pass and fail calibration when the results include the uncertainties and the customer must determine if the results meets their needs.

All calibrations are performed within manufacture's specifications. The calibration certificate shall not be reproduced except in full, without written approval of SP Metrology System (Thailand).

Calibrated by : Mr.Jirasak Pumbut

Approved by :

Calibration Officer





Calibration Report

Certificate Number : SPR21060189-1

Page : 2 of 3

Reference Standards

Equipment Name	Model	Serial No.	Certificate No.	Due. Date
Mass Flow Calibrator	AFC-COMplete-10	12532	AD2007-056-0001	09 Jul 2021

Traceability

This certification is traceable to the International System of Unit maintained at :
MIT - Miracle International Technology Co.,Ltd.



Result of Calibration

69/29 Moo 1 Klongsi Klonguang Pathumthani 12120 (Thailand) Tel: (662) 193-2220 5 ผู้ส่าย www.สอยเบียงบเครื่องมือวัด.com

Certificate No. : SPR21060189-1

Page : 3 of 3

Function : Air Flow Measurement

Unit : CFM

Calibration Point	UUC Reading	Standard Reading	UUC Error	K Factor Value	Uncertainty (±)
0.0	0.00	0.00	0.00	1.0	0.12
3.3	3.30	3.45	-0.15	1.0	0.26
7.3	7.30	7.62	-0.32	1.0	0.26
13.5	13.50	14.12	-0.62	1.0	0.26
17.0	17.00	17.65	-0.65	1.0	0.26

Note:
The result of calibration was found accurate as show on date and place of calibration only.
This Certificate is not certified for any commercial transaction.

Measurement Uncertainty
The reported uncertainty of measurement is the expanded uncertainty obtained by multiplying the standard uncertainty with the coverage factor k = 2, providing a level of confidence approximately 95 %
- End of Certificate -



Certificate of Calibration

Certificate Number : SPR22050189-1

Page : 1 of 3

Customer : S.P.S. CONSULTING SERVICE CO., LTD.

7 Soi Phaholyothin 24 Phaholyothin Road., Jompol, Chatuchak,
Bangkok 10900

Equipment Name : Mass Flow Meter

Manufacturer : Dwyer

Model : GMF-2101

Serial Number : N/A

ID. Number : N/A

Environmental Conditions

Ambient Temperature : $23^{\circ}\text{C} \pm 2^{\circ}\text{C}$

Received Date : 13 May 2022

Relative Humidity : $50\% \pm 15\%$

Calibration Date : 14 May 2022

Location of Calibration : In-Lab

Recommend Due Date : 14 May 2023

Calibration Procedure : In-House Method

Date of Issue : 15 May 2022

Method of Calibration


This certifies that the above instrument was calibrated in compliance with the calibration system requirement of ISO/IEC 17025:2017 in accordance with reference procedure. Standards used to perform this calibration are certified by to NIST or equivalent, National metrology institute, Natural physical constants, consensus standards. The result reported herein apply only to the calibration of the item described above as received. Our decision rule is to contact the customer if the item pass and fail calibration when the results include the uncertainties and the customer must determine if the results meets their needs.

All calibrations are performed within manufacture's specifications. The calibration certificate shall not be reproduced except in full, without written approval of SP Metrology System (Thailand).

Calibrated by : Mr.Jirasak Pumbut

Approved by :

Calibration Officer





69/29 Moo 1 Kongsri Kongsuang Pathumthani 12120 (Thailand) Tel: (662) 193-2220 5 กุมภาพันธ์ 2565 www.spmetrology.co.th

Calibration Report

Certificate Number : SPR22050189-1

Page : 2 of 3

Reference Standards

Equipment Name	Model	Serial No.	Certificate No.	Due. Date
Mass Flow Calibrator	AFC-COMPLETE-10	12532	AD2107-244-0001	24 Jul 2022

Traceability

This certification is traceable to the International System of Unit maintained at :
MIT - Miracle International Technology Co.,Ltd.



Result of Calibration

Certificate No. : SPR22050189-1

Page : 3 of 3

Function : Air Flow Measurement

Unit : CFM

Calibration Point	UUC Reading	Standard Reading	UUC Error	K Factor Value	Uncertainty (±)
0.0	0.00	0.00	0.00	1.00000	0.12
3.3	3.32	3.53	-0.21	1.06325	0.26
7.3	7.40	7.74	-0.34	1.04595	0.26
13.5	13.25	14.22	-0.97	1.07321	0.26
17.0	17.00	17.58	-0.58	1.03412	0.26

Note:

The result of calibration was found accurate as show on date and place of calibration only.
This Certificate is not certified for any commercial transaction.

Measurement Uncertainty

The reported uncertainty of measurement is the expanded uncertainty obtained by multiplying the standard uncertainty with the coverage factor $k = 2$, providing a level of confidence approximately 95 %

- End of Certificate -



บริษัท เอส.พี.เอส. คอนซัลติ้ง เซอร์วิส จำกัด
S.P.S. CONSULTING SERVICE CO., LTD.
7 ซอยพหลโยธิน 24 ถนนพหลโยธิน แขวงจอมพล เขตจตุจักร กรุงเทพฯ 10900
7 Soi Phaholyothin 24, Phaholyothin Rd., Jompol, Chatuchak, Bangkok 10900
Tel : (662) 939-4370-72, Fax : (662) 513-4221, E-mail : sale@spscon.com, www.spscon.com

Calibration Report Total Hydrocarbon Analyzer			
Date :	02 May 2022	Brand :	HORIBA
		Model :	APHA-360CE
No.	B01	Serial No.	4211954001
Calibrator (Dilution System)			
Brand :	API	Model :	700
Last Cal. Date :	05 August 2021	Serial No.	911
Reference Standard Gas			
Standard Gas :	Methane (CH ₄)	Cylinder No.	D595075
Certified Date :	17 March 2015	Expired Date :	17 March 2023
		Cylinder Conc.	456 ppm
Calibrating Condition			
Pressure	1011 mmbar	Temp.	24.5 °C
		% RH	48
		Start Time :	10:00 AM
Pre-Calibration Checks			
Change Particulate Filter	Yes	Station Temp :	25.0 °C
Leak Test	Yes		
Calibration Setting			
Span Set Point	Initial Reading (Before Adj)		Final Reading (After Adj)
	Expected Concentration (PPM)	Analyzer Response (PPM)	Analyzer Response (PPM)
Zero	0	-0.10	0
Span	10	10.02	10
Calibration Setting (Final)			
Span Instrument Gain:	0.998	Finish Time:	11:00 AM
APHA-360 Total Hydrocarbon Analyzer			
Test Values	Observed Value	Units	Nominal Range
Signal (CH ₄)	912.4	mV	800-1,350
Signal (THC)	917.2	mV	800-1,350
Detector	78.2	kPa	((Pressure Air/1013)x100)-20 ± 4 kPa
Purifier	19.0	kPa	8 - 25
NMC	259.1	°C	260 ± 10
Bypass	0.9	L / min	0.9 ± 0.3
Over Flow	0.8	L / Min	0.8

Certificate of System Qualification

GC-OQ + GCMS-OQ

System ID:

GC/MS

Organization Name:

S.P.S. Consulting service

Organization Location:

7 Soi Phaholyothin Road, Ladyao, Khet Jatujak, Bangkok, 10900

Date:

March 22, 2021 10:41:18 AM

EQP Name:

AgilentRecommended , AgilentRecommended

EQP Revision:

GC.02.51, GCMS.02.51

Overall Qualification Status:

Pass

System Inspection and Basic Safety and Operation

Name:

7890

Setpoint Status:

Pass

Overall System Inspection and Basic Safety and Operation Test Status

Pass

Inlet Pressure Accuracy

Name:

7890

Front

SSL

Setpoint Status:

Pass

Setpoint

Actual

Inlet Pressure:

25.0

psi

24.9

psi

Accuracy:

0.1

psi

Agilent Recommended:

<=

1.2

Overall Inlet Pressure Accuracy Test Status

Pass

Inlet Pressure Decay

Date:

March 22, 2021 10:41:18 AM

System ID:

GC/MS

Name: 7890
Back SSL

Setpoint Status:

Pass

Pressure:

25.0 psi

Pressure Change:

-0.1 psi /5 minutes

Agilent Recommended:

>= -2.0 and <= 0.5

Overall Inlet Pressure Decay Test Status

Pass

Inlet Pressure Accuracy

Name: 7890
Back SSL

Setpoint Status:

Pass

Setpoint

Actual

Inlet Pressure: 25.0 psi

24.9 psi

Accuracy:

0.1 psi

Agilent Recommended:

<= 1.2

Overall Inlet Pressure Accuracy Test Status

Pass

Detector Flow Accuracy

Name: 7890
Front FID

Setpoint Status:

Pass

Flow Type:

Fuel

Setpoint:

30.0 mL/min

Measured Flow:

29.9 mL/min

Accuracy:

0.1 mL/min

Agilent Recommended:

<= 10.0 % setpoint

(3.0 mL/min)

Limit is percentage of setpoint or 0.5 mL/minute, whichever is largest.

Date: March 22, 2021 10:41:18 AM
System ID: GC/MS

Setpoint Status:

Pass

Flow Type:

Oxidizer

Setpoint:

400.0

mL/min

Measured Flow:

399.8

mL/min

Accuracy:

0.2

mL/min

Agilent Recommended:

<=

10.0

% setpoint

(

40.0

ml/min

)

Limit is percentage of setpoint or 0.5 ml/minute, whichever is largest.

Setpoint Status:

Pass

Flow Type:

Makeup

Setpoint:

25.0

mL/min

Measured Flow:

24.9

mL/min

Accuracy:

0.1

mL/min

Agilent Recommended:

<=

10.0

% setpoint

(

2.5

ml/min

)

Limit is percentage of setpoint or 0.5 ml/minute, whichever is largest.

Overall Detector Flow Accuracy Test Status

Pass

GC Oven Temperature Accuracy

Name:

7890

Setpoint Status:

Pass

Zone:

Oven

Setpoint/Actual

Temperature:

230.0

230.0

°C

Accuracy:

0.0

°C

Agilent Recommended:

>=

-1.0

% setpoint in K

(

-5.0

°C

)

<=

1.0

% setpoint in K

(

5.0

°C

)

Date:

March 22, 2021 10:41:18 AM

System ID:

GC/MS

Setpoint Status:

Pass

Zone:

Oven

Setpoint/Actual

Temperature:

100.0 100.0 °C

Accuracy:

0.0 °C

Agilent Recommended:

>=	-1.0	% setpoint in K	(-3.7	°C)
<=	1.0	% setpoint in K	(3.7	°C)

Overall GC Oven Temperature Accuracy Test Status

Pass

GC Oven Temperature Stability

Name:

7890

Setpoint Status:

Pass

Setpoint/Average

Temperature:

100.0 100.05 °C

Stability:

0.1 °C

Agilent Recommended:

<= 0.5

Overall GC Oven Temperature Stability Test Status

Pass

Scouting Run

Tested Combination2

Back

SSL

/ Front

FID

Manual Injection

Name:

Not applicable

Setpoint Status:

Completed

Injection Volume on Column:

1.0 µL

Overall Scouting Run Status

Completed

Signal to Noise

Tested Combination2

Back

SSL

/ Front

FID

Date:

March 22, 2021 10:41:18 AM

System ID:

GC/MS

Manual Injection

Name: 7890

Setpoint Status: Pass

Signal to Noise: 1711991

Agilent Recommended: \geq 300000

Overall Signal to Noise Test Status

Pass

Noise and Drift

Tested Combination2	Back	SSL	/ Front	FID
Name:	7890			

Setpoint Status: Pass

Base Signal: 14.0 pA

	ASTM Noise counts	Drift counts/Hr
	384.56	178.79
Agilent Recommended:	\leq 768.00	\leq 19200.00
Status:	Pass	Pass

Overall Noise and Drift Test Status

Pass

Log Amp

Tested Combination1	Front	SSL	/ External	SQ
Name:	5975C inert XL with TAD			

Setpoint Status: Pass

Overall Log Amp Test Status

Pass

RFPA

Date: March 22, 2021 10:41:18 AM
System ID: GC/MS

Tested Combination1	Front	SSL	/ External	SQ
Name:	5975C inert XL with TAD			
Setpoint Status:	Pass			
Amu:	1050	m/z	Drift After Five Minutes:	RFP Voltage:
			4	485
			mV	mV
Agilent Recommended:	>=	-100	and	<= 100
				<= 1100

Overall RFP Test Status

Pass

Tune EI

Tested Combination1	Front	SSL	/ External	SQ
Name:	5975C inert XL with TAD			
Setpoint Status:	Pass			
Filament:	1			
Setpoint Status:	Pass			
Filament:	2			

Overall Tune EI Test Status

Pass

Signal to Noise EI

Tested Combination1	Front	SSL	/ External	SQ
Name:	5975C inert XL with TAD			
Source:	EI - Standard (Stainless Steel)		Filament:	1
Setpoint Status:	Pass			
Signal to Noise:	925			
Agilent Recommended:	>= 320			

Date: March 22, 2021 10:41:18 AM
System ID: GC/MS

Source: EI - Standard (Stainless Steel) Filament: 2

Setpoint Status: Pass

Signal to Noise: 672

Agilent Recommended: \geq 320

Overall Signal to Noise EI Test Status

Pass

Instrument Details

Purpose

This section describes the as found system configuration.

Details

System

System ID	GC/MS
Manufacturer	Agilent Technologies
Name	7890
Flow Data Input	Manual Data
Temperature Data Input	Manual Data or Other Data Logging

Tested Combination1

Injection Technique	Manual Injection
Sampler Identifier	Sampler 1
Inlet	Front
Detector	External
LTM Included?	No

Tested Combination2

Injection Technique	Manual Injection
Sampler Identifier	Sampler 2
Inlet	Back
Detector	Front
LTM Included?	No

Sampler 1

Manufacturer	Agilent Technologies
Type	Manual Injection
Usage	Sample Injection
Syringe Volume (µL)	10

Sampler 2

Manufacturer	Agilent Technologies
Type	Manual Injection
Usage	Sample Injection
Syringe Volume (µL)	10

Date: March 22, 2021 10:41:18 AM
System ID: GC/MS

Mainframe 1

Manufacturer	Agilent Technologies
Name	7890
Model Number	G3440A
Serial Number	CN10925120
Firmware Revision	A.01.10.3
Oven Type	Standard

Inlet 1

Manufacturer	Agilent Technologies
Name	7890
Type	SSL
Location	Front
Carrier Gas	Helium
Control Type	Electronic Pressure Control (EPC)
Purged Inlet	Yes

Inlet 2

Manufacturer	Agilent Technologies
Name	7890
Type	SSL
Location	Back
Carrier Gas	Helium
Control Type	Electronic Pressure Control (EPC)
Purged Inlet	Yes

Detector 1

Manufacturer	Agilent Technologies
Name	Mass Spectrometer
Type	Mass Spectrometer
Location	External

Detector 2

Manufacturer	Agilent Technologies
Name	7890
Type	FID
Adapter	Capillary
Control Type	Electronic Pressure Control (EPC)
Location	Front
Makeup Gas	Nitrogen

Mass Spectrometer 1

Manufacturer	Agilent Technologies
Type	SQ
Name	5975C inert XL with TAD
Serial Number	US91732743
Firmware Revision	Not applicable
High Vacuum System	Turbo Pump
Scouting Run Standard	OFN Std

MS EI Source 1

Manufacturer	Agilent Technologies
Source Type	EI - Standard (Stainless Steel)
Number of filaments	2

Electronic Signature

Purpose

This signature page was created and published because the ACE sign-off action was executed, which is valid for the entire document, including attachments. The ACE sign-off is an electronic signature that requires two distinct identification components: unique username and personal password. The Agilent representative who has delivered this service understands the meaning and legal status of an electronic signature. As a trained official operator, the Agilent representative has a unique password and logon to access ACE and electronically sign this document. (Other e-signatures can be applied to this document using a Document Content Management or other suitable method defined in your data access and control procedures.)

Details

Full Name of Signer:	Nattapat Hengcharoen
Logged On User Name:	nattapat.hengcharoen@agilent.com
Signature Creation Date:	March 22, 2021
Reason for Signature:	Executed protocol and published this original version of document

Regulatory Disclaimer

This document provides a protocol to verify and record instrument configuration and evidence of proper operation. It has been prepared from our interpretation of applicable regulations as well as industry best practices. The document is designed to provide an important component of a complete compliance package. Validation depends upon many factors and use of this protocol alone does not assure compliance. Agilent Technologies makes no promises or representations as to its sufficiency for any specific regulatory program.

Warranty

Agilent Technologies makes no warranty of any kind to this material, including but not limited to, the implied warranties or merchantability and fitness for a particular purpose. Agilent Technologies shall not be liable for errors contained herein or for incidental or consequential damages in connection with the furnishing, performance, or use of this material.

Date:	March 22, 2021 10:41:18 AM
System ID:	GC/MS

User Name: nattapat.hengcharoen
 Hostname: 5CG70212Y1

System Id: GC/MS
 Print Date: March 22, 2021 10:41:24 AM

OQ_SPS_GC-MS Transaction log :

Time	Transaction State	Activity Performed	Type of Transaction	Optional Information
March 19, 2021 12:15:46 PM	Audit	SessionCreated	Session	None
March 19, 2021 12:15:46 PM	Start	Configuration	Session	None
March 19, 2021 12:15:46 PM	Audit	Entitlement	Licensing	User is FieldEngineer and does not require an unlock code
March 19, 2021 12:21:07 PM	Audit	EqpLoaded	Session	EQP details for primary technique [Gc] - File path: [ProtocolPacks/Gc/Configurations/02.51/Gc.02.51.eqp], EQP File Name: [Gc.02.51.eqp], EQP Name: [AgilentRecommended] EQP details for hyphenated technique [GcMs] - File path: [ProtocolPacks/GcMs/Configurations/02.51/GcMs.02.51.eqp], EQP File Name: [GcMs.02.51.eqp], EQP Name: [AgilentRecommended]
March 19, 2021 12:21:16 PM	End	Configuration	Session	None
March 19, 2021 12:21:22 PM	Start	Qualification	Session	OQ
March 19, 2021 12:21:22 PM	Start	Execution	System Inspection and Basic Safety and Operation - 7890: - Qualitative Test - No setpoints associated	None

User Name: nattapat.hengcharoen
 Hostname: 5CG70212Y1

System Id: GC/MS
 Print Date: March 22, 2021 10:41:24 AM

OQ_SPS_GC-MS Transaction log :

Time	Transaction State	Activity Performed	Type of Transaction	Optional Information
March 19, 2021 1:38:58 PM	Start	Execution	System Inspection and Basic Safety and Operation - 7890: - Qualitative Test - No setpoints associated	None
March 19, 2021 1:39:56 PM	Start	Execution	System Inspection and Basic Safety and Operation - 7890: - Qualitative Test - No setpoints associated	None
March 19, 2021 1:40:12 PM	End	Execution	System Inspection and Basic Safety and Operation - 7890: - Qualitative Test - No setpoints associated	Run Count : 1
March 19, 2021 1:40:14 PM	Start	Execution	Inlet Pressure Accuracy - Front SSL: - Pressure Controlled Inlet - S: 25.0 psi - L: <= 1.2 psi	None
March 19, 2021 1:40:21 PM	End	Execution	Inlet Pressure Accuracy - Front SSL: - Pressure Controlled Inlet - S: 25.0 psi - L: <= 1.2 psi	Run Count : 1
March 19, 2021 1:40:24 PM	Start	Execution	Inlet Pressure Decay - Back SSL: - Pressure Controlled Inlet - S: 25.0 psi - L: >= -2.0 psi and <= 0.5 psi	None
March 19, 2021 1:40:34 PM	End	Execution	Inlet Pressure Decay - Back SSL: - Pressure Controlled Inlet - S: 25.0 psi - L: >= -2.0 psi and <= 0.5 psi	Run Count : 1
March 19, 2021 1:40:36 PM	Start	Execution	Inlet Pressure Accuracy - Back SSL: - Pressure Controlled Inlet - S: 25.0 psi - L: <= 1.2 psi	None
March 19, 2021 1:40:41 PM	End	Execution	Inlet Pressure Accuracy - Back SSL: - Pressure Controlled Inlet - S: 25.0 psi - L: <= 1.2 psi	Run Count : 1

Page 2 / 9

Date: March 22, 2021 10:41:18 AM
 System ID: GC/MS

User Name: nattapat.hengcharoen
 Hostname: 5CG70212Y1

System Id: GC/MS
 Print Date: March 22, 2021 10:41:24 AM

OQ_SPS_GC-MS Transaction log :

Time	Transaction State	Activity Performed	Type of Transaction	Optional Information
March 19, 2021 1:40:42 PM	Start	Execution	Detector Flow Accuracy - Front FID: - Type : Fuel - S: 30.0 mL/min - L: <= 10.0% setpoint	None
March 19, 2021 1:41:20 PM	Audit	Data	Detector Flow Accuracy - Front FID: - Type : Fuel - S: 30.0 mL/min - L: <= 10.0% setpoint	Manual Data Entry
March 19, 2021 1:41:22 PM	End	Execution	Detector Flow Accuracy - Front FID: - Type : Fuel - S: 30.0 mL/min - L: <= 10.0% setpoint	Run Count : 1
March 19, 2021 1:41:24 PM	Start	Execution	Detector Flow Accuracy - Front FID: - Type : Oxidizer - S: 400.0 mL/min - L: <= 10.0% setpoint	None
March 19, 2021 1:41:37 PM	Audit	Data	Detector Flow Accuracy - Front FID: - Type : Oxidizer - S: 400.0 mL/min - L: <= 10.0% setpoint	Manual Data Entry
March 19, 2021 1:41:40 PM	End	Execution	Detector Flow Accuracy - Front FID: - Type : Oxidizer - S: 400.0 mL/min - L: <= 10.0% setpoint	Run Count : 1
March 19, 2021 1:41:42 PM	Start	Execution	Detector Flow Accuracy - Front FID: - Type : Makeup - S: 25.0 mL/min - L: <= 10.0% setpoint	None
March 19, 2021 1:41:55 PM	Audit	Data	Detector Flow Accuracy - Front FID: - Type : Makeup - S: 25.0 mL/min - L: <= 10.0% setpoint	Manual Data Entry
March 19, 2021 1:41:56 PM	End	Execution	Detector Flow Accuracy - Front FID: - Type : Makeup - S: 25.0 mL/min - L: <= 10.0% setpoint	Run Count : 1
March 19, 2021 1:41:59 PM	Start	Execution	GC Oven Temperature Accuracy - 7890: - Temperature : Oven - S: 230.0°C - L: >= -1.0 AND <= 1.0 % setpoint in K	None

Page 3 / 9

Date: March 22, 2021 10:41:18 AM
 System ID: GC/MS

User Name: nattapat.hengcharoen
 Hostname: 5CG70212Y1

System Id: GC/MS
 Print Date: March 22, 2021 10:41:24 AM

OQ_SPS_GC-MS Transaction log :

Time	Transaction State	Activity Performed	Type of Transaction	Optional Information
March 19, 2021 1:42:27 PM	Audit	Data	GC Oven Temperature Accuracy - 7890: - Temperature : Oven - S: 230.0°C - L: >= -1.0 AND <= 1.0 % setpoint in K	Manual Data Entry
March 19, 2021 1:43:21 PM	Audit	Data	DataManager	DataManager was in a data verification state but the user chose to start over.
March 19, 2021 1:43:55 PM	Audit	Data	GC Oven Temperature Accuracy - 7890: - Temperature : Oven - S: 230.0°C - L: >= -1.0 AND <= 1.0 % setpoint in K	Manual Data Entry
March 19, 2021 1:43:57 PM	End	Execution	GC Oven Temperature Accuracy - 7890: - Temperature : Oven - S: 230.0°C - L: >= -1.0 AND <= 1.0 % setpoint in K	Run Count : 1
March 19, 2021 1:43:59 PM	Start	Execution	GC Oven Temperature Accuracy - 7890: - Temperature : Oven - S: 100.0°C - L: >= -1.0 AND <= 1.0 % setpoint in K	None
March 19, 2021 1:44:12 PM	Audit	Data	GC Oven Temperature Accuracy - 7890: - Temperature : Oven - S: 100.0°C - L: >= -1.0 AND <= 1.0 % setpoint in K	Manual Data Entry
March 19, 2021 1:44:14 PM	End	Execution	GC Oven Temperature Accuracy - 7890: - Temperature : Oven - S: 100.0°C - L: >= -1.0 AND <= 1.0 % setpoint in K	Run Count : 1
March 19, 2021 1:44:17 PM	Start	Execution	GC Oven Temperature Stability - 7890: - Temperature : Oven - S: 100.0°C - L: <= 0.5°C	None
March 19, 2021 1:45:12 PM	Audit	Data	GC Oven Temperature Stability - 7890: - Temperature : Oven - S: 100.0°C - L: <= 0.5°C	Manual Data Entry

Page 4 / 9

Date: March 22, 2021 10:41:18 AM
 System ID: GC/MS

User Name: nattapat.hengcharoen
 Hostname: 5CG70212Y1

System Id: GC/MS
 Print Date: March 22, 2021 10:41:24 AM

OQ_SPS_GC-MS Transaction log :

Time	Transaction State	Activity Performed	Type of Transaction	Optional Information
March 19, 2021 1:45:19 PM	End	Execution	GC Oven Temperature Stability - 7890: - Temperature : Oven - S: 100.0°C - L: <= 0.5°C	Run Count : 1
March 19, 2021 1:54:29 PM	Start	Execution	GC Scouting Run - Manual Injection, Back SSL, Front FID: - Part of System Preparation - No limits associated	None
March 19, 2021 2:33:24 PM	Start	Execution	GC Scouting Run - Manual Injection, Back SSL, Front FID: - Part of System Preparation - No limits associated	None
March 19, 2021 2:35:01 PM	Audit	AceClosed	Session	None
March 19, 2021 2:35:37 PM	Audit	AceRestarted	Session	None
March 19, 2021 2:35:38 PM	Audit	SessionReloaded	Session	None
March 19, 2021 2:35:41 PM	Start	Qualification	Session	OQ
March 19, 2021 2:35:41 PM	Start	Execution	GC Scouting Run - Manual Injection, Back SSL, Front FID: - Part of System Preparation - No limits associated	None
March 19, 2021 2:36:12 PM	Audit	Data	GC Scouting Run - Manual Injection, Back SSL, Front FID: - Part of System Preparation - No limits associated	Data files Path : E:\SPS\SCOUNT_FID.D\FID 1A.ch
March 19, 2021 2:36:32 PM	End	Execution	GC Scouting Run - Manual Injection, Back SSL, Front FID: - Part of System Preparation - No limits associated	Run Count : 1
March 19, 2021 2:36:36 PM	Start	Execution	Signal to Noise - Manual Injection, Back SSL, Front FID: - Detector FID - L: >= 300000	None

User Name: nattapat.hengcharoen
 Hostname: 5CG70212Y1

System Id: GC/MS
 Print Date: March 22, 2021 10:41:24 AM

OQ_SPS_GC-MS Transaction log :

Time	Transaction State	Activity Performed	Type of Transaction	Optional Information
March 19, 2021 2:36:46 PM	Audit	Data	Signal to Noise - Manual Injection, Back SSL, Front FID: - Detector FID - L: >= 300000	Data files Path : E:\SPS\SN_FID.D\FID1A.ch
March 19, 2021 2:37:00 PM	End	Execution	Signal to Noise - Manual Injection, Back SSL, Front FID: - Detector FID - L: >= 300000	Run Count : 1
March 19, 2021 2:37:06 PM	Start	Execution	Noise and Drift - Front FID: - Detector FID - L (Noise): <= 0.10 pA - L (Drift): <= 2.50 pA/hour	None
March 19, 2021 3:46:48 PM	Start	Execution	Noise and Drift - Front FID: - Detector FID - L (Noise): <= 0.10 pA - L (Drift): <= 2.50 pA/hour	None
March 19, 2021 3:47:08 PM	Audit	Data	Noise and Drift - Front FID: - Detector FID - L (Noise): <= 0.10 pA - L (Drift): <= 2.50 pA/hour	Data files Path : E:\SPS\ND_FID.D\FID1A.ch
March 19, 2021 3:47:30 PM	End	Execution	Noise and Drift - Front FID: - Detector FID - L (Noise): <= 0.10 pA - L (Drift): <= 2.50 pA/hour	Run Count : 1
March 19, 2021 3:47:32 PM	Start	Execution	Log Amp - 5975C inert XL with TAD SQ: - Source: EI - Standard (Stainless Steel)	None
March 19, 2021 3:49:54 PM	Start	Execution	RFPA - 5975C inert XL with TAD SQ: - Source: EI - Standard (Stainless Steel)	None
March 19, 2021 3:52:45 PM	Start	Execution	Log Amp - 5975C inert XL with TAD SQ: - Source: EI - Standard (Stainless Steel)	None

User Name: nattapat.hengcharoen
 Hostname: 5CG70212Y1

System Id: GC/MS
 Print Date: March 22, 2021 10:41:24 AM

OQ_SPS_GC-MS Transaction log :

Time	Transaction State	Activity Performed	Type of Transaction	Optional Information
March 19, 2021 3:53:16 PM	End	Execution	Log Amp - 5975C inert XL with TAD SQ: - Source: EI - Standard (Stainless Steel)	Run Count : 1
March 19, 2021 3:53:19 PM	Start	Execution	RFPA - 5975C inert XL with TAD SQ: - Source: EI - Standard (Stainless Steel)	None
March 19, 2021 3:58:14 PM	End	Execution	RFPA - 5975C inert XL with TAD SQ: - Source: EI - Standard (Stainless Steel)	Run Count : 1
March 19, 2021 3:59:01 PM	Start	Execution	Tune EI - 5975C inert XL with TAD SQ: - Source: - EI - Standard (Stainless Steel) Filament 1 (Qualitative - No setpoints associated)	None
March 19, 2021 3:59:37 PM	End	Execution	Tune EI - 5975C inert XL with TAD SQ: - Source: - EI - Standard (Stainless Steel) Filament 1 (Qualitative - No setpoints associated)	Run Count : 1
March 19, 2021 3:59:39 PM	Start	Execution	Tune EI - 5975C inert XL with TAD SQ: - Source: - EI - Standard (Stainless Steel) Filament 2 (Qualitative - No setpoints associated)	None
March 19, 2021 4:00:01 PM	End	Execution	Tune EI - 5975C inert XL with TAD SQ: - Source: - EI - Standard (Stainless Steel) Filament 2 (Qualitative - No setpoints associated)	Run Count : 1
March 19, 2021 4:00:05 PM	Audit	AceClosed	Session	None
March 22, 2021 9:39:45 AM	Audit	AceRestarted	Session	None
March 22, 2021 9:39:49 AM	Audit	SessionReloaded	Session	None
March 22, 2021 9:40:02 AM	Start	Qualification	Session	OQ

Page 7 / 9

Date: March 22, 2021 10:41:18 AM
 System ID: GC/MS

User Name: nattapat.hengcharoen
 Hostname: 5CG70212Y1

System Id: GC/MS
 Print Date: March 22, 2021 10:41:24 AM

OQ_SPS_GC-MS Transaction log :

Time	Transaction State	Activity Performed	Type of Transaction	Optional Information
March 22, 2021 9:40:26 AM	Start	Execution	Signal to Noise EI - Liquid Injection, Front SSL, SQ: - Source: EI - Standard (Stainless Steel) using Filament 1 - L: >= 320	None
March 22, 2021 9:41:14 AM	Start	Execution	Signal to Noise EI - Liquid Injection, Front SSL, SQ: - Source: EI - Standard (Stainless Steel) using Filament 1 - L: >= 320	None
March 22, 2021 9:41:58 AM	Audit	Data	Signal to Noise EI - Liquid Injection, Front SSL, SQ: - Source: EI - Standard (Stainless Steel) using Filament 1 - L: >= 320	Data files Path : E:\SPS\SN_F1.D\DATA.MS
March 22, 2021 9:43:36 AM	End	Execution	Signal to Noise EI - Liquid Injection, Front SSL, SQ: - Source: EI - Standard (Stainless Steel) using Filament 1 - L: >= 320	Run Count : 1
March 22, 2021 9:43:44 AM	Start	Execution	Signal to Noise EI - Liquid Injection, Front SSL, SQ: - Source: EI - Standard (Stainless Steel) using Filament 2 - L: >= 320	None
March 22, 2021 9:44:03 AM	Audit	Data	Signal to Noise EI - Liquid Injection, Front SSL, SQ: - Source: EI - Standard (Stainless Steel) using Filament 2 - L: >= 320	Data files Path : E:\SPS\SN_F2.D\DATA.MS
March 22, 2021 9:44:34 AM	End	Execution	Signal to Noise EI - Liquid Injection, Front SSL, SQ: - Source: EI - Standard (Stainless Steel) using Filament 2 - L: >= 320	Run Count : 1

Page 8 / 9

Date: March 22, 2021 10:41:18 AM
 System ID: GC/MS

User Name: nattapat.hengcharoen
Hostname: 5CG70212Y1


System Id: GC/MS
Print Date: March 22, 2021 10:41:24 AM

OQ_SPS_GC-MS Transaction log :

Time	Transaction State	Activity Performed	Type of Transaction	Optional Information
March 22, 2021 9:44:37 AM	End	Qualification	Session	OQ
March 22, 2021 9:44:37 AM	Start	Reporting	Session	None
March 22, 2021 10:40:26 AM	Audit	Reporting	Session	Report Generated : Certificate

GC Clarus 600/680 Preventive Maintenance (PM)

Company Name:	S.P.S. Consulting Service Co.,Ltd		
Address (Instrument Location):	7 Soi Phaholyothin24 Phaholyothin Road, Jompol, Chatuchak, Bangkok, 10900.		
Serial Number:	680S14042502	Service Tag:	N68APSSFXMP
Customer Name (if applicable):	Ms.Sujinda	PM number:	1 of 2
Service Engineer Name:	Pramote Chaisorn	Service Order Number:	WO-01624977
Date PM Performed: (DD-MMM-YYYY)	04-Mar-2022	Next PM Due Date: (DD-MMM-YYYY)	04-Sep-2022

Part Number	Release	Publication Date	
TH09370070	C	August 2016	

Scope

The purpose of this PM is to ensure the continued functionality of the Clarus 600 and Clarus 680 GC by inspecting and replacing any worn or damaged parts. This service should only be performed by a trained representative of PerkinElmer. The customer should save their method before the PM begins.

General Instructions:

The customer must provide the engineer operational data to demonstrate recent instrument performance prior to starting the PM. Always check with the customer before making any changes that may affect the customer's analysis or calibration, including a current back-up of system software and/or data files. The completed document should be signed by an authorized PerkinElmer and customer representative and left with the customer. Update the PM sticker and instrument logbook as required.

Copyright Information

This document contains proprietary information that is protected by copyright. All rights are reserved. No part of this publication may be reproduced in any form whatsoever or translated into any language without the prior, written permission of Perkin Elmer, Inc. **Copyright © 2013 PerkinElmer, Inc.**

Trademarks

Registered names, trademarks, etc. used in this document, even when not specifically marked as such, are protected by law. PerkinElmer is a registered trademark of PerkinElmer, Inc. All other trademarks and registered trademarks not owned by PerkinElmer, Inc. or its subsidiaries that are depicted herein are the property of their respective owners. **Except as specifically set forth in its terms and conditions of sale, PerkinElmer makes no Warranty of any kind with regard to this document, including, but not limited to, the implied warranties of merchantability and fitness for a particular purpose.** PerkinElmer shall not be liable for incidental or consequential damages in connection with the furnishing or use of this document.

Component List

Component / Specific Model	Serial #	Software Version	Configuration Notes
Clarus680	680S14042502	Totalchrom6.3.2	
Clarus SQ8T	648N4050804	Turbomass 6.4	
AtomX	US14113002	Tekma AtomX	

Parts Lists

Additional Tools Required for PM				
Part Number (if applicable)	Description	Quantity	Serial #	Calibration Due Date (MM/YY)
LF21-0503	Fluke179 multimeter	1	22460228	04-Nov-2022
Additional Reagents and Standards Required for PM				
Part Number (if applicable)	Description	Quantity	Batch/Lot #	Expiration Date (MM/YY)
N/A				

Procedure Checklist

Use () to check off those steps in the checklist that have been completed.

1. General:

- ☒ Review the instrument performance with the customer and document any recent problems.

- ☒ Check incoming AC line voltage for proper levels and grounding.

L-N 220 Volt

L-G 220 Volt

N-G 0.35 Volt

**Neutral to ground not more than 0.5 volts peak to peak*

- ☒ Inspect all gas line filters and traps; Replace if necessary with customer supplied spares.

Carrier gas ☒ Helium ☐ Nitrogen ☐ Hydrogen

Moisture level ☒ Good ☐ Need to replace ☐ Other _____

Detector gas ☒ Air Zero ☒ Hydrogen ☐ Nitrogen ☐ Helium

Moisture level ☒ Good ☐ Need to replace ☐ Other _____

- ☒ Inspect the customer log book and make any appropriate PM entries.

- ☒ Leak check all fittings from the gas source to instrument.

Gas leakage ☒ Pass ☐ Fail Comment _____

- ☒ Perform general inspection of system for cleanliness.

- ☒ Inspect for functional and clean electronic cooling and oven vent fans

Electronic cooling fan ☒ Yes ☐ No

Oven cooling fan ☒ Yes ☐ No

2. Electronic :

- ☒ Check oven temperature. Calibrate if necessary.

Oven temperature set point 150 °C ☒ Pass ☐ Fail

- ☐ Check sub-ambient option. (If installed).

Oven temperature set point 5 °C ☐ Pass ☐ Fail

- ☒ Perform routine maintenance on detector/injector. Replace parts as necessary with customer supplied spares.

- ☒ Check flows, including split flows if applicable. Calibrate if necessary.

Carrier flow	Pass
Split flow	Pass
- ☒ Check detector gas flows and adjust if necessary.

Detector flow	Pass
---------------	------
- ☒ Autosampler installed ☒ Yes ☐ No

Check autosampler	sensor for wear and replace if necessary.
Vial sensor	Pass
Door sensor	Pass
Tower sensor	Pass
Plunger sensor	Pass
Elevator sensor	Pass
- ☒ Remove syringe, manually flush. Replace with customer supplied spare if necessary.
- ☒ Check firmware version. Upgrade to current levels if necessary.

Firmware version	<u>6.5</u>
------------------	------------
- ☒ Measure all accessible power supply voltages.

5 Volt	Pass
+15 Volt	Pass
-15 Volt	Pass
24 Volt	Pass
- ☒ Record all detector voltage signal.

Detector Channel A	<u>0.91</u> mV.
Detector Channel B	<u>NA</u> mV.

3. Diagnostics Tests:

- ☒ Run instrument diagnostics.

<input checked="" type="checkbox"/> BRAM	Pass
<input checked="" type="checkbox"/> EPROM	Pass
- ☒ Run Autosampler diagnostics.

<input checked="" type="checkbox"/> BRAM	Pass
<input checked="" type="checkbox"/> EPROM	Pass


4. Review:

- ☒ Review with the customer PM work performed.
- ☒ Review with the customer routine maintenance procedures.
- ☒ Discuss recommended customer-supplied materials to have on hand
- ☒ Attach PM sticker.
- ☒ Update Logbook.

Additional Comments

Additional Comments Regarding the PM

Review

<i>The preventive maintenance checks and if applicable performance tests for Clarus600/680 GC have been completed.</i>	
<i>This Clarus600/680 GC Pass the preventive maintenance.</i>	
Review of Preventive Maintenance:	
Authorized PerkinElmer Representative: Pramote Chaisorn 	Date: 04-Mar-2022 (DD-MMM-YYYY)
Authorized Customer Representative:	Date: 04-Mar-2022 (DD-MMM-YYYY)

คุณภาพอากาศจากปล่อง



บริษัท เอส.พี.เอส. คอนซัลติ้ง เซอร์วิส จำกัด
S.P.S. CONSULTING SERVICE CO., LTD.
7 ซอยพหลโยธิน 24 ถนนพหลโยธิน แขวงจอมพล เขตจตุจักร กรุงเทพฯ 10900
7 Soi Phaholyothin 24, Phaholyothin Rd., Jompol, Chaluchak, Bangkok 10900
Tel : (662) 939-4370-72, Fax : (662) 513-4221, E-mail : sale@spscon.com., www.spscon.com

Personal Pump Calibration Report

Calibration Method : Dry Cal Primary Flowmeter

Model : Defender 510-H

S/N : 136164

Environmental Conditions

Temperature : 25 \pm 3 $^{\circ}$ C
Pressure : 1010 \pm 15 mmbar

Personal Pump Data				Calibration Data								
No.	Brand	Model	Serial No.	Date	Flow Rate (ml/min)						Value From Calibration Curve	
					Setting			Actual (Q std.)				
					1	2	3	1	2	3	y	R²
R01	SKC	224-PCXR4	602467	04/04/2022	1,000	1,500	2,000	993	1,508	2,004	1.020x – 38.784	0.999
R02	SKC	224-PCXR4	626450	04/04/2022	1,000	2,000	3,000	999	1,499	1,990	0.989x + 12.627	1.000
R03	SKC	224-PCXR4	691592	04/04/2022	1,000	1,500	2,000	1,003	1,500	2,004	1.012x – 22.479	0.999
R04	SKC	224-PCXR4	691672	01/04/2022	1,000	1,500	2,000	996	1,493	1,993	0.998x – 2.561	1.000
R05	SKC	224-PCXR4	798470	01/04/2022	1,000	1,500	2,000	994	1,506	1,999	1.015x – 30.635	0.999
R06	SKC	224-PCXR4	798456	04/04/2022	1,000	1,500	2,000	994	1,498	1,994	1.002x – 7.438	1.000
R07	SKC	224-PCXR4	798480	04/04/2022	1,000	1,500	2,000	994	1,490	2,000	1.008x – 16.831	1.000
R08	SKC	224-PCXR4	883215	01/04/2022	1,000	1,500	2,000	1,001	1,502	2,005	1.015x – 26.627	0.999
R09	SKC	224-PCXR4	034650	01/04/2022	1,000	1,500	2,000	991	1,504	2,002	1.018x – 36.538	0.999
R10	SKC	224-PCXR4	091765	01/04/2022	1,000	1,500	2,000	996	1,512	1,993	1.000x + 0.219	1.000
R11	SKC	224-PCXR4	091763	12/04/2022	1,000	1,500	2,000	1,001	1,499	2,002	1.012x – 23.923	0.999
R12	SKC	224-PCXR4	091568	12/04/2022	1,000	1,500	2,000	997	1,501	1,999	1.001x – 4.986	1.000
R13	SKC	224-PCXR4	091638	04/04/2022	1,000	1,500	2,000	1,002	1,498	1,993	0.991x + 10.793	1.000
R14	SKC	224-PCXR4	091764	04/04/2022	1,000	1,500	2,000	994	1,502	1,998	1.013x – 29.256	0.999
R15	SKC	224-PCXR8	529457	01/04/2022	1,000	1,500	2,000	1,002	1,500	2,004	1.013x – 24.345	0.999
R16	SKC	224-PCXR8	529643	04/04/2022	1,000	1,500	2,000	998	1,497	1,994	0.997x + 0.060	1.000
R17	SKC	224-PCXR8	529645	04/04/2022	1,000	1,500	2,000	994	1,509	2,000	1.015x – 30.571	0.999
R18	SKC	224-PCXR8	566756	04/04/2022	1,000	1,500	2,000	991	1,496	1,998	1.002x – 7.678	1.000
R19	SKC	224-PCXR8	566802	01/04/2022	1,000	1,500	2,000	1,003	1,499	2,000	1.010x – 20.189	0.999
R20	SKC	224-PCXR8	529089	04/04/2022	1,000	1,500	2,000	990	1,501	2,003	1.020x – 40.036	0.999
R21	SKC	224-PCXR8	665728	01/04/2022	1,000	1,500	2,000	999	1,493	1,999	1.000x – 5.364	1.000
R22	SKC	224-PCXR8	707444	04/04/2022	1,000	1,500	2,000	1,002	1,500	2,001	1.011x – 21.215	0.999
R23	SKC	224-PCXR8	761067	11/04/2022	1,000	1,500	2,000	998	1,494	1,992	0.994x + 3.095	1.000
R24	SKC	224-PCXR8	707893	01/04/2022	1,000	1,500	2,000	996	1,505	2,001	1.014x – 29.040	0.999
R25	SKC	224-PCXR8	761052	01/04/2022	1,000	1,500	2,000	998	1,500	1,992	0.992x + 7.630	1.000
R26	SKC	224-PCXR8	707956	12/04/2022	1,000	1,500	2,000	1,002	1,500	2,004	1.013x – 24.417	0.999
R27	SKC	224-PCXR8	707398	04/04/2022	1,000	1,500	2,000	996	1,503	2,001	1.013x – 28.725	0.999
R28	SKC	224-PCXR8	707481	11/04/2022	1,000	1,500	2,000	1,004	1,500	2,003	1.010x – 19.368	0.999
R29	SKC	224-PCXR8	707402	01/04/2022	1,000	1,500	2,000	1,005	1,491	1,991	0.988x + 14.326	1.000
R30	SKC	224-PCXR8	093811	01/04/2022	1,000	1,500	2,000	998	1,495	1,994	0.998x – 1.268	1.000
R31	SKC	224-PCXR8	093183	01/04/2022	1,000	1,500	2,000	1,001	1,501	2,001	1.012x – 23.001	0.999
R32	SKC	224-PCXR8	671950	04/04/2022	1,000	1,500	2,000	1,000	1,498	1,994	0.994x + 7.762	1.000
R33	SKC	224-PCXR4	626254	12/04/2022	1,000	1,500	2,000	992	1,502	1,999	1.016x – 34.141	0.999
R34	SKC	224-PCXR4	626131	01/04/2022	1,000	1,500	2,000	1,002	1,498	2,004	1.012x – 24.294	0.999
R35	SKC	224-PCXR8	707460	04/04/2022	1,000	1,500	2,000	998	1,498	1,995	0.994x + 5.672	1.000
R36	SKC	224-PCXR8	707446	01/04/2022	1,000	1,500	2,000	1,003	1,500	2,001	1.010x – 19.192	0.999
R37	SKC	224-PCXR8	707432	01/04/2022	1,000	1,500	2,000	999	1,499	1,998	0.999x + 0.554	1.000
R38	SKC	224-PCXR8	707349	01/04/2022	1,000	1,500	2,000	996	1,500	2,002	1.015x – 31.640	0.999
R39	SKC	224-PCXR8	761095	12/04/2022	1,000	1,500	2,000	1,001	1,496	1,994	0.997x + 2.652	1.000



บริษัท เอส.พี.เอส. คอนซัลติ้ง เซอร์วิส จำกัด
S.P.S. CONSULTING SERVICE CO., LTD.
7 ซอยพหลโยธิน 24 ถนนพหลโยธิน แขวงจอมพล เขตจตุจักร กรุงเทพฯ 10900
7 Soi Phaholyothin 24, Phaholyothin Rd., Jompol, Chatuchak, Bangkok 10900
Tel : (662) 939-4370-72, Fax : (662) 513-4221, E-mail : sale@spscon.com, www.spscon.com

Rotameter Calibration Report (For Personal Pump Low Flow Adjust)

Calibration Method : Dry Cal Primary Flowmeter

Model : Defender 510-H

S/N : 136164

Calibration Data

Rotameter Data			Calibration Data								
No.	Brand	Model	Date	Flow Rate (ml/min)						Value From Calibration Curve	
				Flow Rate (Reading)			Actual (Q std.)				
				1	2	3	1	2	3	y	R ²
L-R01	Dwyer	VFA-21	04/04/2022	50	100	200	50.2	100.6	203.5	0.983x + 2.458	1.000
L-R02	Dwyer	VFA-21	01/04/2022	50	100	200	49.7	100.9	200.5	1.008x - 1.306	0.999
L-R03	Dwyer	VFA-21	04/04/2022	50	100	200	50.1	99.8	202.3	1.018x - 1.156	1.000
L-R04	Dwyer	VFA-21	04/04/2022	50	100	200	49.8	100.9	200.6	1.009x - 1.349	0.999
L-R05	Dwyer	VFA-21	01/04/2022	50	100	200	49.8	100.4	203.4	0.992x + 1.525	1.000
L-R06	Dwyer	VFA-21	01/04/2022	50	100	200	50.2	99.1	201.9	1.003x - 0.172	1.000

Certificate of Calibration

Certificate No. : 64-220066-1

Page : 1 of 2

Submitted by : S. P. S Consulting Service Co.,Ltd.

7 Soi Phaholyothin 24, Phaholyothin Rd., Jompol, Chatuchak, Bangkok 10900

Equipment : Vacuum Gauge

Manufacturer : HI-LIGHT **Model :** N/A

ID No. : 1/60

Range : 0 in Hg to -30 in Hg **Resolution :** 1 in Hg

Environment : Ambient Temperature : $(20 \pm 2) ^\circ \text{C}$

Relative Humidity : $(50 \pm 10) \%$

Date of Received : 02 July 2021

Date of Calibration : 05 July 2021

Date of Issue : 05 July 2021

Calibrated by : Satja Sangkhum


Calibration Method : In-house method CAL-M2201 based on BS EN 837-1:2016 with Pressure Calibrator

Reference Standard Instruments : This certification is traceable to the International System of Units

Pressure Calibrator & Pressure Sensors Modules

<u>ID No.</u>	<u>Cert. No.</u>	<u>Due Date</u>	<u>Traceability</u>
220007	MP-0036-20	11 Mar 2022	National Institute of Metrology (Thailand), (NIMT)
220001	MP-0036-20	11 Mar 2022	National Institute of Metrology (Thailand), (NIMT)

Approve



The Uncertainties are for a confidence probability of approximately 95%

This certificate may not be reproduced other than in full except with the prior written approval of the Calibratech Co.,Ltd.



Certificate of Calibration

Certificate No. : 64-220066-1

Page : 2 of 2

Result of Calibration : Without Adjustment

Function : Vacuum measurement

Condition of calibration :

- 1 Scale and conversion factor is 1 kPa = 0.295 in Hg
- 2 Angle of mounting from horizontal at 90 °
- 3 UUC reading after lightly tapped
- 4 Reference plane of UUC at center of Gauge
- 5 UUC calibrated by using clean air as pressure media
6. UUC Condition As-Received : Good

Standard Reading (in Hg)	UUC Reading (in Hg)	Correction (in Hg)
0.00	0	0.0
-4.69	-5	0.3
-9.57	-10	0.4
-14.67	-15	0.3
-19.71	-20	0.3
-29.93	-30	0.1
-29.92	-30	0.1
-19.69	-20	0.3
-14.69	-15	0.3
-9.58	-10	0.4
-4.69	-5	0.3
0.00	0	0.0

Remark

UUC : Unit Under Calibration

The uncertainty is combined hysteresis

The uncertainty of measurement was with in ± 0.39 in Hg

This result of calibration was found accurate as shown on date and place of calibration only.


This reported uncertainty of measurment was based on a standard uncertainty multiplied by a coverage factor $k = 2$,
providing a level of confidence of approximately 95%

- o0o -



GC Clarus 600/680 Preventive Maintenance (PM)

Company Name:	S.P.S. Consulting Service Co.,Ltd		
Address (Instrument Location):	7 Soi Phaholyothin24 Phaholyothin Road, Jompol, Chatuchak, Bangkok, 10900.		
Serial Number:	680S14042502	Service Tag:	N68APSSFXMP
Customer Name (if applicable):	Ms.Sujinda	PM number:	1 of 2
Service Engineer Name:	Pramote Chaisorn	Service Order Number:	WO-01624977
Date PM Performed: (DD-MMM-YYYY)	04-Mar-2022	Next PM Due Date: (DD-MMM-YYYY)	04-Sep-2022

Part Number	Release	Publication Date	
TH09370070	C	August 2016	

Scope

The purpose of this PM is to ensure the continued functionality of the Clarus 600 and Clarus 680 GC by inspecting and replacing any worn or damaged parts. This service should only be performed by a trained representative of PerkinElmer. The customer should save their method before the PM begins.

General Instructions:

The customer must provide the engineer operational data to demonstrate recent instrument performance prior to starting the PM. Always check with the customer before making any changes that may affect the customer's analysis or calibration, including a current back-up of system software and/or data files. The completed document should be signed by an authorized PerkinElmer and customer representative and left with the customer. Update the PM sticker and instrument logbook as required.

Copyright Information

This document contains proprietary information that is protected by copyright. All rights are reserved. No part of this publication may be reproduced in any form whatsoever or translated into any language without the prior, written permission of Perkin Elmer, Inc. **Copyright © 2013 PerkinElmer, Inc.**

Trademarks

Registered names, trademarks, etc. used in this document, even when not specifically marked as such, are protected by law. PerkinElmer is a registered trademark of PerkinElmer, Inc. All other trademarks and registered trademarks not owned by PerkinElmer, Inc. or its subsidiaries that are depicted herein are the property of their respective owners. **Except as specifically set forth in its terms and conditions of sale, PerkinElmer makes no Warranty of any kind with regard to this document, including, but not limited to, the implied warranties of merchantability and fitness for a particular purpose.** PerkinElmer shall not be liable for incidental or consequential damages in connection with the furnishing or use of this document.

Component List

Component / Specific Model	Serial #	Software Version	Configuration Notes
Clarus680	680S14042502	Totalchrom6.3.2	
Clarus SQ8T	648N4050804	Turbomass 6.4	
AtomX	US14113002	Tekma AtomX	

Parts Lists

Additional Tools Required for PM				
Part Number (if applicable)	Description	Quantity	Serial #	Calibration Due Date (MM/YY)
LF21-0503	Fluke179 multimeter	1	22460228	04-Nov-2022
Additional Reagents and Standards Required for PM				
Part Number (if applicable)	Description	Quantity	Batch/Lot #	Expiration Date (MM/YY)
N/A				

Procedure Checklist

Use () to check off those steps in the checklist that have been completed.

1. General:

- ☒ Review the instrument performance with the customer and document any recent problems.

- ☒ Check incoming AC line voltage for proper levels and grounding.

L-N 220 Volt

L-G 220 Volt

N-G 0.35 Volt

**Neutral to ground not more than 0.5 volts peak to peak*

- ☒ Inspect all gas line filters and traps; Replace if necessary with customer supplied spares.

Carrier gas ☒ Helium ☐ Nitrogen ☐ Hydrogen

Moisture level ☒ Good ☐ Need to replace ☐ Other _____

Detector gas ☒ Air Zero ☒ Hydrogen ☐ Nitrogen ☐ Helium

Moisture level ☒ Good ☐ Need to replace ☐ Other _____

- ☒ Inspect the customer log book and make any appropriate PM entries.

- ☒ Leak check all fittings from the gas source to instrument.

Gas leakage ☒ Pass ☐ Fail Comment _____

- ☒ Perform general inspection of system for cleanliness.

- ☒ Inspect for functional and clean electronic cooling and oven vent fans

Electronic cooling fan ☒ Yes ☐ No

Oven cooling fan ☒ Yes ☐ No

2. Electronic :

- ☒ Check oven temperature. Calibrate if necessary.

Oven temperature set point 150 °C ☒ Pass ☐ Fail

- ☐ Check sub-ambient option. (If installed).

Oven temperature set point 5 °C ☐ Pass ☐ Fail

- ☒ Perform routine maintenance on detector/injector. Replace parts as necessary with customer supplied spares.

- ☒ Check flows, including split flows if applicable. Calibrate if necessary.

Carrier flow	Pass
Split flow	Pass
- ☒ Check detector gas flows and adjust if necessary.

Detector flow	Pass
---------------	------
- ☒ Autosampler installed ☒ Yes ☐ No

Check autosampler	sensor for wear and replace if necessary.
Vial sensor	Pass
Door sensor	Pass
Tower sensor	Pass
Plunger sensor	Pass
Elevator sensor	Pass
- ☒ Remove syringe, manually flush. Replace with customer supplied spare if necessary.
- ☒ Check firmware version. Upgrade to current levels if necessary.

Firmware version	<u>6.5</u>
------------------	------------
- ☒ Measure all accessible power supply voltages.

5 Volt	Pass
+15 Volt	Pass
-15 Volt	Pass
24 Volt	Pass
- ☒ Record all detector voltage signal.

Detector Channel A	<u>0.91</u> mV.
Detector Channel B	<u>NA</u> mV.

3. Diagnostics Tests:

- ☒ Run instrument diagnostics.

<input checked="" type="checkbox"/> BRAM	Pass
<input checked="" type="checkbox"/> EPROM	Pass
- ☒ Run Autosampler diagnostics.

<input checked="" type="checkbox"/> BRAM	Pass
<input checked="" type="checkbox"/> EPROM	Pass

4. Review:

- ☒ Review with the customer PM work performed.
- ☒ Review with the customer routine maintenance procedures.
- ☒ Discuss recommended customer-supplied materials to have on hand
- ☒ Attach PM sticker.
- ☒ Update Logbook.

Additional Comments


Additional Comments Regarding the PM

Review

<i>The preventive maintenance checks and if applicable performance tests for Clarus600/680 GC have been completed.</i>		
<i>This Clarus600/680 GC</i>	<i>Pass</i>	<i>the preventive maintenance.</i>
Review of Preventive Maintenance:		
Authorized PerkinElmer Representative: Pramote Chaisorn		Date: 04-Mar-2022 (DD-MMM-YYYY)
Authorized Customer Representative:		Date: 04-Mar-2022 (DD-MMM-YYYY)

Lambda UV Preventive Maintenance (PM)

Company Name:	S.P.S. CONSULTING SERVICE CO., LTD.		
Address:	7, Soi Phaholyothin24, Ladyao, Jatujak, Bangkok		
User Name:	K. Benjawan	WO Number:	WO-01550999
Telephone Number:	086-141-2523	PM Number:	6 of 6 P
Customer Support Engineer:	K. Anon	Certificate Number:	UV2004-2022
Date PM Performed: (DD-MMM-YYYY)	25-Jan-2022	Next PM Due Date: (DD-MMM-YYYY)	25-Jul-2022

Part Number	Release	Publication Date	
09370504	B	March 2013	

Scope

The purpose of this PM is to ensure the continued functionality of the PerkinElmer Lambda UV/Vis Spectrophotometer by inspecting and replacing any worn or damaged parts. This service should only be performed by a trained representative of PerkinElmer. The customer should save their method before the PM begins.

General Instructions:

The customer must provide the engineer operational data to demonstrate recent instrument performance prior to starting the PM. Always check with the customer before making any changes that may affect the customer's analysis should be signed by an authorized PerkinElmer and customer representative and left with the customer. Update the PM sticker and instrument logbook as required.

Copyright Information

This document contains proprietary information that is protected by copyright. All rights are reserved. No part of this publication may be reproduced in any form whatsoever or translated into any language without the prior, written permission of PerkinElmer, Inc. Copyright © 2009 PerkinElmer, Inc.

Trademarks

Registered names, trademarks, etc. used in this document, even when not specifically marked as such, are protected by law. PerkinElmer is a registered trademark of PerkinElmer, Inc. All other trademarks and registered trademarks not owned by PerkinElmer, Inc. or its subsidiaries that are depicted herein are the property of their respective owners. Except as specifically set forth in its terms and conditions of sale, PerkinElmer makes no Warranty of any kind with regard to this document, including, but not limited to, the implied warranties of merchantability and fitness for a particular purpose. PerkinElmer shall not be liable for incidental or consequential damages in connection with the furnishing or use of this document.

Component List

Component Specific Model	Serial #	Software Version		Configuration Notes
Lambda 25	501S14123010	6.2.0.0741	STD	1.27
NA	NA	NA	NA	NA

Parts Lists

Parts Included with the PM				
Part Number (if applicable)	Description	Quantity	Serial Number	Expiration Date (MM/YY)
B250 0099	Stray Light standard			
	Nal cell	1	1943	Jan-22
	NaNO2 cell	1	2963	
	KCl cell	1	31030	
	H2O	1	71497	
B050 7805	Secondary Standards for calibration of wavelength and photometric accuracy or use NBS/NIST 390 standards			
	Gray Glass G1	1	2926	Jan-22
	Gray Glass G2	1	3501	
	Gray Glass G3	1	2552	
	Holmium Glass	1	1085	

Additional Tools Required for PM					
Part Number (if applicable)	Description	Quantity	Serial #		Remark
-	-	-	-	-	-
-	-	-	-	-	-
-	-	-	-	-	-
Additional Reagents and Standards Required for PM					
Part Number (if applicable)	Description	Quantity	Batch/Lot #		Expiration Date (MM/YY)
-	-	-	-	-	-
-	-	-	-	-	-
-	-	-	-	-	-

Procedure Checklist

Use (✓) to check off those steps in the checklist that have been completed.

1. General:

- ☒ Review the instrument performance with the customer and document any recent problems.
- ☒ Inspect the customer log book and make any appropriate PM entries.
- ☒ Perform general inspection of system for cleanliness.

2. Optical checks:

- ☒ Lamp Alignment/Energy
- ☒ Sample Compartment Windows/Monochromator
- ☒ Mirror and Grating Alignment
- ☒ Cell Holder Alignment

3. Mechanical:

- ☒ Physical inspection – Please write any comments in the additional comments section.
- ☒ Grating Drive Mechanism.
- ☒ Lamp Change Mechanism.
- ☐ Slit Drive Manual Servo.

4. Test:

Refer to Appendix A for the specifications of the instrument being tested.

- ☒ D2 Wavelength accuracy

	Actual Value	Specification
Accuracy at 656.1 nm	656.16	± 0.1

☒ Holmium Oxide wavelength accuracy

Filter ID #		1085		
Test	Calibration Value	Actual Value	Deviation	Specification
279.3 nm	279.3	279.39	-0.09	± 0.5
360.8 nm	360.9	360.93	-0.03	± 0.5
459.9 nm	460.0	460.07	-0.07	± 0.5
536.4 nm	536.2	536.40	-0.20	± 0.5

☒ Scattered Light.

Test	Filter ID #	Result	Specification
NaI @ 220 nm	1943	0.0133	< 0.02 %T
NaNO ₂ @ 340 nm	2963	-0.1296	< 0.02 %T
NaNO ₂ @ 370 nm	2963	-0.0002	< 0.02 %T
KCl @ 200 nm	31030	2.4808	≥ 2 A

☒ Baseline Flatness.

Corrected Baseline	Specification
0.000163	± 0.001 A

☒ Noise Test @ 500 nm.

Actual Value	Specification
0.0000240	± 0.00008 A

☒ Photometric Accuracy.

Filter 1 ID #		2926		
Test	Calibrated Value	Actual Value	Deviation	Specification
440 nm	0.3483	0.3493	-0.0010	± 0.006 A
546 nm	0.3029	0.3046	-0.0017	± 0.006 A
635 nm	0.3200	0.3232	-0.0032	± 0.006 A
Filter 2 ID #		3501		
Test	Calibrated Value	Actual Value	Deviation	Specification
440 nm	1.001	1.0024	-0.0014	± 0.006 A
546 nm	0.9797	0.9813	-0.0016	± 0.006 A
635 nm	1.0285	1.0325	-0.0040	± 0.006 A
Filter 3 ID #		2552		
Test	Calibrated Value	Actual Value	Deviation	Specification
440 nm	0.489	0.4935	-0.0045	± 0.006 A
546 nm	0.4582	0.4595	-0.0013	± 0.006 A
635 nm	0.5046	0.5075	-0.0029	± 0.006 A

5. Accessory (where applicable):

- ☐ Integrating Sphere
- ☐ Reflecting Attachment
- ☐ Cell Changer
- ☐ Sipper
- ☐ Auto Sampler

6. Review:

- ☒ Review with the customer PM work performed.
- ☒ Review with the customer routine maintenance procedures.
- ☒ Discuss recommended customer-supplied materials to have on hand
- ☒ Attach PM sticker.
- ☒ Update Logbook.

Additional Comments

Additional Comments Regarding the PM

Review

<p><i>The preventive maintenance checks and if applicable performance tests for Lambda UV have been completed.</i></p> <p>This Lambda UV Passes <input checked="" type="checkbox"/> Fails <input type="checkbox"/> <i>the preventive maintenance.</i></p>	
<p>Reviewed by:</p>	
<p>Authorized PerkinElmer Representative:</p> <p>Anon Leern</p>	<p>Date:</p> <p>25-Jan-2022 (DD-MM-YYYY)</p>
<p>Authorized Customer Representative:</p>	<p>Date:</p> <p>25-Jan-2022 (DD-MM-YYYY)</p>

ระดับเสียงในบรรยากาศ

THAILAND INSTITUTE OF SCIENTIFIC AND TECHNOLOGICAL RESEARCH (TISTR)

Request No. 21-64/0528

MTC No. EEL. BP. 17/0564

CALIBRATION CERTIFICATE

Submitted by : S.P.S. Consulting Services Service Co.,Ltd.

Address : 7 Soi Phaholyothin 24, Phaholyothin Road, Jompol, Chatuchak, Bangkok 10900.

Calibrated at : Electrical and Electronic Standards Laboratory, Industrial Metrology and Testing Service Centre.
: Soi 1C, Bangpoo Industrial Estate, Sukhumvit Rd., Muang, Samutprakan 10280.

Instrument Calibrated :

Description : Sound Calibrator

Manufacturer : ACO

Model : 2127

Serial No. : 130006

Ambient Environment

Temperature : $(23 \pm 3) ^\circ\text{C}$

Relative Humidity : $(50 \pm 15) \%$

Ambient Pressure : $(101.325 \pm 1.500) \text{ kPa}$

Standards used : 1. Digital Function Synthesizer NF Electronic DF-193A S/N 122037.
2. Measuring Amplifier Bruel&Kjaer 2636 S/N 1537484.
3. Programmable Attenuator Tamagawa TPA-303A S/N OF 2214.
4. Digital Multimeter Agilent 34401A S/N MY44005560.
5. Pressure Transmitter Vaisala PTB202AD S/N T0650001.
6. Audio Analyzer Keithley 2015-P S/N 4106495.
7. Condenser Microphone Bruel&Kjaer 4180 S/N 2889871.

Calibration Procedure: CP-102-04 based on IEC 60942-2003; The sound pressure level generated by sound calibrator under test shall be measured by standard microphone using an insert voltage technique.

This instrument has been calibrated against standards maintained at Electrical and Electronic Standards Laboratory (EEL), which are traceable to the International System of Units through the National Institute of Metrology (Thailand).

The information on actual reading is attached herewith and the uncertainty limits quoted refer to the measured values only.

Date of Receipt : 6 May 2021

Date of Calibration : 15 May 2021

1 / 2

The results relate only to the items tested/calibrated or value assigned.

Advertising the Report/Certificate and publicity of the results except in full are prohibited unless written permission is obtained from the governor of TISTR.

FM.BL.MTC.002 Rev.4

Head Office

35 Mu 3 Tambon Khlong Ha, Amphoe Khlong Luang,
Changwat Pathumthani 12120, Thailand

Tel. (66) 0 2577 9000

Fax. (66) 0 2577 9009

E-mail : rumpai@tistr.or.th Website:www.tistr.or.th

Office/Laboratory

Soi 1C, Bangpoo Industrial Estate, Sukhumvit Road,
Amphoe Muang, Changwat Samutprakan 10280, Thailand

Tel. (66) 0 2323 1672-80 ext. 115, 116

Fax. (66) 0 2323 9165

E-mail : mtc@tistr.or.th

Office

196 Phahonyothin Road, Chatuchak, Bangkok 10900,
Thailand

Tel. (66) 0 2579 1121-30 ext. 5219, 5225, 5217

Fax. (66) 0 2579 8592

E-mail : sumalee@tistr.or.th

THAILAND INSTITUTE OF SCIENTIFIC AND TECHNOLOGICAL RESEARCH (TISTR)

Request No. 21-64/0528

MTC No. EEL. BP. 17/0564

The reported expanded uncertainty is based upon a standard uncertainty multiplied by a coverage factor $k = 2$, providing a level of confidence of approximately 95%.

Nominal Output of Unit Under Test = 94 dB re 20 μ Pa at 1000 Hz

Acoustic Output in dB re 20 μ Pa, Corrected to Reference Conditions: 101.325 kPa, 23.0 °C and 50 %RH.

1. Sound Pressure Level

Standard Microphone Type	Measured Sound Pressure Level (dB)	Deviated value (dB)	Uncertainty (dB)	Tolerance limit IEC60942:2003 Class 1
1/2 inch Brüel&Kjaer 4180	93.96	-0.04	± 0.10	± 0.40 dB

2. Frequency

Standard Microphone Type	Measured Frequency (Hz)	Deviated value (Hz)	Uncertainty (Hz)	Tolerance limit IEC60942:2003 Class 1
1/2 inch Brüel&Kjaer 4180	999.9	-0.1	± 1.5	$\pm 1.0\%$

3. Total Distortion


Standard Microphone Type	Measured Total Distortion (%)	Uncertainty (%)	Tolerance limit IEC60942:2003 Class 1
1/2 inch Brüel&Kjaer 4180	1.26	± 0.50	$\pm 3.0\%$

Note : 1. No adjustment.


2. The calibrator pressure correction was not included.

3. The microphone volume correction was not included.

Calibrated by :



Approved by :



Date of Calibration : 15 May 2021

Date of Issue : 18 May 2021

Electrical and Electronic Standards Laboratory
Industrial Metrology and Testing Service Centre

Ref : 2011264050601894002

End of Certificate

2 / 2

The results relate only to the items tested/calibrated or value assigned.

Advertising the Report/Certificate and publicity of the results except in full are prohibited unless written permission is obtained from the governor of TISTR.

FM.BL.MTC.002 Rev.4

Head Office

35 Mu 3 Tambon Khlong Ha, Amphoe Khlong Luang,
Changwat Pathumthani 12120, Thailand
Tel. (66) 0 2577 9000
Fax. (66) 0 2577 9009
E-mail : rumpai@tistr.or.th Website:www.tistr.or.th

Office/Laboratory

Soi 1C, Bangpoo Industrial Estate, Sukhumvit Road,
Amphoe Muang, Changwat Samutprakan 10280, Thailand
Tel. (66) 0 2323 1672-80 ext. 115, 116
Fax. (66) 0 2323 9165
E-mail : mtc@tistr.or.th

Office

196 Phahonyothin Road, Chatuchak, Bangkok 10900,
Thailand
Tel. (66) 0 2579 1121-30 ext. 5219, 5225, 5217
Fax. (66) 0 2579 8592
E-mail : sumalee@tistr.or.th



บริษัท เอส.พี.เอส. คอนซัลติ้ง เซอร์วิส จำกัด
S.P.S. CONSULTING SERVICE CO., LTD.
7 ซอยพหลโยธิน 24 ถนนพหลโยธิน แขวงจอมพล เขตจตุจักร กรุงเทพฯ 10900
7 Soi Phaholyothin 24, Phaholyothin Rd., Jompol. Chatuchak, Bangkok 10900
Tel : (662) 939-4370-72, Fax : (662) 513-4221, E-mail : sale@spscon.com., www.spscon.com

Noise R_223/22

Sound Level Meter Calibration Report

Acoustic Calibrator Data

Brand	ACO	Number	AC 03/56
Model	2127	Serial No.	130006
Calibration Range	94 dB, 1000 Hz	Last Calibration	15 May 2021
		Due Date	15 May 2022


Calibration Data

Sound Level Meter Data				Calibration Data		
SLM No.	Brand	Model	Serial No.	Date	Actual Reading [dB]	
					Before Adjustment	After Adjustment
ACO-R11	ACO	6236	00172038	06 May 2022	94.1	94.0
ACO-R13	ACO	6236	00172041	06 May 2022	94.0	94.0
ACO-R15	ACO	6236	00172062	06 May 2022	94.0	94.0
ACO-R33	ACO	6236	00192045	06 May 2022	94.1	94.0
ACO-R38	ACO	6236	00192050	06 May 2022	94.0	94.0
ACO-R46	ACO	6236	00192058	06 May 2022	94.1	94.0
ACO-R48	ACO	6236	00192060	06 May 2022	94.0	94.0
Acoustic Certified Value : Thailand Institute of Scientific and Technological Research (TISTR)					93.96 ± 0.40 dB	

คุณภาพน้ำ

GC Clarus 600/680 Preventive Maintenance (PM)

Company Name:	S.P.S. Consulting Service Co.,Ltd		
Address (Instrument Location):	7 Soi Phaholyothin24 Phaholyothin Road, Jompol, Chatuchak, Bangkok, 10900.		
Serial Number:	680S14042502	Service Tag:	N68APSSFXMP
Customer Name (if applicable):	Ms.Sujinda	PM number:	1 of 2
Service Engineer Name:	Pramote Chaisorn	Service Order Number:	WO-01624977
Date PM Performed: (DD-MMM-YYYY)	04-Mar-2022	Next PM Due Date: (DD-MMM-YYYY)	04-Sep-2022

Part Number	Release	Publication Date	
TH09370070	C	August 2016	

Scope

The purpose of this PM is to ensure the continued functionality of the Clarus 600 and Clarus 680 GC by inspecting and replacing any worn or damaged parts. This service should only be performed by a trained representative of PerkinElmer. The customer should save their method before the PM begins.

General Instructions:

The customer must provide the engineer operational data to demonstrate recent instrument performance prior to starting the PM. Always check with the customer before making any changes that may affect the customer's analysis or calibration, including a current back-up of system software and/or data files. The completed document should be signed by an authorized PerkinElmer and customer representative and left with the customer. Update the PM sticker and instrument logbook as required.

Copyright Information

This document contains proprietary information that is protected by copyright. All rights are reserved. No part of this publication may be reproduced in any form whatsoever or translated into any language without the prior, written permission of Perkin Elmer, Inc. **Copyright © 2013 PerkinElmer, Inc.**

Trademarks

Registered names, trademarks, etc. used in this document, even when not specifically marked as such, are protected by law. PerkinElmer is a registered trademark of PerkinElmer, Inc. All other trademarks and registered trademarks not owned by PerkinElmer, Inc. or its subsidiaries that are depicted herein are the property of their respective owners. **Except as specifically set forth in its terms and conditions of sale, PerkinElmer makes no Warranty of any kind with regard to this document, including, but not limited to, the implied warranties of merchantability and fitness for a particular purpose.** PerkinElmer shall not be liable for incidental or consequential damages in connection with the furnishing or use of this document.

Component List

Component / Specific Model	Serial #	Software Version	Configuration Notes
Clarus680	680S14042502	Totalchrom6.3.2	
Clarus SQ8T	648N4050804	Turbomass 6.4	
AtomX	US14113002	Tekma AtomX	

Parts Lists

Additional Tools Required for PM				
Part Number (if applicable)	Description	Quantity	Serial #	Calibration Due Date (MM/YY)
LF21-0503	Fluke179 multimeter	1	22460228	04-Nov-2022
Additional Reagents and Standards Required for PM				
Part Number (if applicable)	Description	Quantity	Batch/Lot #	Expiration Date (MM/YY)
N/A				

Procedure Checklist

Use () to check off those steps in the checklist that have been completed.

1. General:

- ☒ Review the instrument performance with the customer and document any recent problems.

- ☒ Check incoming AC line voltage for proper levels and grounding.

L-N 220 Volt

L-G 220 Volt

N-G 0.35 Volt

**Neutral to ground not more than 0.5 volts peak to peak*

- ☒ Inspect all gas line filters and traps; Replace if necessary with customer supplied spares.

Carrier gas ☒ Helium ☐ Nitrogen ☐ Hydrogen

Moisture level ☒ Good ☐ Need to replace ☐ Other _____

Detector gas ☒ Air Zero ☒ Hydrogen ☐ Nitrogen ☐ Helium

Moisture level ☒ Good ☐ Need to replace ☐ Other _____

- ☒ Inspect the customer log book and make any appropriate PM entries.

- ☒ Leak check all fittings from the gas source to instrument.

Gas leakage ☒ Pass ☐ Fail Comment _____

- ☒ Perform general inspection of system for cleanliness.

- ☒ Inspect for functional and clean electronic cooling and oven vent fans

Electronic cooling fan ☒ Yes ☐ No

Oven cooling fan ☒ Yes ☐ No

2. Electronic :

- ☒ Check oven temperature. Calibrate if necessary.

Oven temperature set point 150 °C ☒ Pass ☐ Fail

- ☐ Check sub-ambient option. (If installed).

Oven temperature set point 5 °C ☐ Pass ☐ Fail

- ☒ Perform routine maintenance on detector/injector. Replace parts as necessary with customer supplied spares.

- ☒ Check flows, including split flows if applicable. Calibrate if necessary.

Carrier flow	Pass
Split flow	Pass
- ☒ Check detector gas flows and adjust if necessary.

Detector flow	Pass
---------------	------
- ☒ Autosampler installed ☒ Yes ☐ No

Check autosampler sensor for wear and replace if necessary.	
Vial sensor	Pass
Door sensor	Pass
Tower sensor	Pass
Plunger sensor	Pass
Elevator sensor	Pass
- ☒ Remove syringe, manually flush. Replace with customer supplied spare if necessary.
- ☒ Check firmware version. Upgrade to current levels if necessary.

Firmware version	<u>6.5</u>
------------------	------------
- ☒ Measure all accessible power supply voltages.

5 Volt	Pass
+15 Volt	Pass
-15 Volt	Pass
24 Volt	Pass
- ☒ Record all detector voltage signal.

Detector Channel A	<u>0.91</u> mV.
Detector Channel B	<u>NA</u> mV.

3. Diagnostics Tests:

- ☒ Run instrument diagnostics.

<input checked="" type="checkbox"/> BRAM	Pass
<input checked="" type="checkbox"/> EPROM	Pass
- ☒ Run Autosampler diagnostics.

<input checked="" type="checkbox"/> BRAM	Pass
<input checked="" type="checkbox"/> EPROM	Pass

4. Review:

- ☒ Review with the customer PM work performed.
- ☒ Review with the customer routine maintenance procedures.
- ☒ Discuss recommended customer-supplied materials to have on hand
- ☒ Attach PM sticker.
- ☒ Update Logbook.

Additional Comments

Additional Comments Regarding the PM

Review

<i>The preventive maintenance checks and if applicable performance tests for Clarus600/680 GC have been completed.</i>	
<i>This Clarus600/680 GC Pass the preventive maintenance.</i>	
Review of Preventive Maintenance:	
Authorized PerkinElmer Representative: Pramote Chaisorn	Date: 04-Mar-2022 (DD-MMM-YYYY)
Authorized Customer Representative:	Date: 04-Mar-2022 (DD-MMM-YYYY)

Spectrum BX Preventive Maintenance (PM)

Company Name:	S.P.S. Consulting Service Co.,Ltd.		
Address:	7 Soi Phaholyothin 24 ,Phaholyothin Rd.,Jompol, Chatuchak,Bangkok 10900		
User Name:	K.Saratjan Wewsuwan	WO Number :	WO-01336830
Telephone No.:	088-316-2833	Certificate Number:	IR1057-2021
Customer Support Engineer:	Tanongsak	PM Number :	2 of 2
Date PM Performed: (DD-MMM-YYYY)	31-Aug-2021	Next PM Due Date: (DD-MMM-YYYY)	28-Feb-2022

Scope

The purpose of this PM is to ensure the continued functionality of the Spectrum FTIR Spectrophotometer by inspecting and replacing any worn or damaged parts. This service should only be performed by a trained representative of PerkinElmer.

The document can be used for spectrum One, Spectrum One, NTS, Spectrum 100, Spectrum 100N, Spectrum Optica, Spectrum 4000F and the Frontier Series of FTIR Spectrophotometers.

The customer should save their method before the PM begins.

General Instructions:

The customer must provide the engineer operational data to demonstrate recent instrument performance prior to starting the PM. Always check with the customer before making any changes that may affect the customer's analysis should be signed by an authorized PerkinElmer and customer representative and left with the customer. Update the PM sticker and instrument logbook as required.

General Instructions:

The customer must provide the engineer operational data to demonstrate recent instrument performance prior to starting the PM. Always check with the customer before making any changes that may affect the customer's analysis or calibration, including a current back-up of system software and/or data files. The completed document should be signed by an authorized PerkinElmer and customer representative and left with the customer.

Update the PM sticker and instrument logbook as required.

Copyright Information

This document contains proprietary information that is protected by copyright. All rights are reserved.

No part of this publication may be reproduced in any form whatsoever or translated into any language without the prior, written permission of PerkinElmer, Inc. Copyright © 2013 PerkinElmer, Inc

Trademarks

Registered names, trademarks, etc. used in this document, even when not specifically marked as such, are protected by law. PerkinElmer is a registered trademark of PerkinElmer, Inc. All other trademarks and registered trademarks not owned by PerkinElmer, Inc. or its subsidiaries that are depicted herein are the property of their respective owners.

Except as specifically set forth in its terms and conditions of sale, PerkinElmer makes no Warranty of any kind with regard to this document, including, but not limited to, the implied warranties of merchantability and fitness for a particular purpose.

PerkinElmer shall not be liable for incidental or consequential damages in connection with the furnishing or use of this document.

Component List

Component / Specific Model	Serial #	Software Version		Configuration Notes
Spectrum BX	70366	5.3.1	Std	KBr B/S

Parts Lists

Parts Included with the PM				
Part Number (if applicable)	Description	Quantity	Batch/Lot/SN #	Expiration Date (MM/YY)
N0171159	Desiccant	2	NA	NA

Procedure Checklist

Use (X) to check off those steps in the checklist that have been completed.

1. General:

- ☒ Source and Source Mirror
- ☒ Beam splitter
- ☒ Optical Unit Windows
- ☒ Mirror

2. Mechanical:

- ☒ Motors including Electronics unit fan
- ☒ Purge seals
- ☒ Change Desiccant

3. Electronics Check:

- ☒ Laser Output

1000, Paragon, RX or BX Laser Output	Specification	Value	Laser Gain
	16 +/- 1	16.03	3.68

- ☒ EndStop

End Stop	Specification	Value
	+/- 50	2.00

- ☒ Zero Path

Zero Path	Specification	Value
	+/- 20	-5.00

- ☒ Energy

Energy	Specification	Value
	NA	15015.00

☒ Gain

Gain	Specification	Value
	Less than +/- 9.5	7.11 / -8.63

☒ Match

Match	Specification	Value
	NA	3.36

3. Performance Test:

☒ Signal to Noise Ratio (SNR) – (Record typical SNR Value).

	Detector Type	Typical SNR
Signal to Noise Ratio	DTGS (MIR)	3457.81

4. Wavenumber Calibrate:

☒ Wavenumber Calibrate

Certified Value (cm-1)	Value	Specification	Difference (cm-1)
3082.22	3082.08	+/- 0.5	0.14
3060.14	3060.02	+/- 0.5	0.12
1601.38	1601.40	+/- 0.5	-0.02
1583.04	1583.29	+/- 0.5	-0.25
1028.42	1028.53	+/- 0.5	-0.11


6. Review:

- ☒ Review with the customer PM work performed.
- ☒ Reset desiccant and service intervals on maintenance dialog.
- ☒ Review with the customer routine maintenance procedures.
- ☒ Discuss recommended customer-supplied materials to have on hand
- ☒ Attach PM sticker.
- ☐ Update Logbook.

Additional Comments

Additional Comments Regarding the PM

Review

<i>The preventive maintenance checks and if applicable performance tests for FTIR have been completed.</i>	
<i>Passes <input checked="" type="checkbox"/> Fails <input type="checkbox"/> the preventive maintenance.</i>	
Review of Preventive Maintenance:	
Authorized PerkinElmer Representative: 	Date: 31-Aug-2021 (DD-MMM-YYYY)
Authorized Customer Representative:	Date: 31-Aug-2021 (DD-MMM-YYYY)

ระดับเสียงในสถานประกอบการ

THAILAND INSTITUTE OF SCIENTIFIC AND TECHNOLOGICAL RESEARCH (TISTR)

Request No. 21-64/0776

MTC No. EEL. BP. 44/0864

CALIBRATION CERTIFICATE

Submitted by : S.P.S. Consulting Service Co.,Ltd.

Address : 7 Soi Phaholyothin 24, Phaholyothin Road, Jompol, Chatuchak, Bangkok 10900.

Calibrated at : Electrical and Electronic Standards Laboratory, Industrial Metrology and Testing Service Centre.
: Soi 1C, Bangpoo Industrial Estate, Sukhumvit Rd., Muang, Samutprakan 10280.

Instrument Calibrated :

Description : Sound Calibrator

Manufacturer : Rion

Model : NC-73

Serial No. : 10727909

Ambient Environment

Temperature : $(23 \pm 3) ^\circ\text{C}$

Relative Humidity : $(50 \pm 15) \%$

Ambient Pressure : $(101.325 \pm 1.500) \text{ kPa}$

- Standards used :
1. Digital Function Synthesizer NF Electronic DF-193A S/N 122037.
 2. Measuring Amplifier Bruel&Kjaer 2636 S/N 1537484.
 3. Programmable Attenuator Tamagawa TPA-303A S/N OF 2214.
 4. Digital Multimeter Agilent 34401A S/N MY44005560.
 5. Pressure Transmitter Vaisala PTB202AD S/N T0650001.
 6. Audio Analyzer Panasonic VP-7722A S/N 041477D122.
 7. Condenser Microphone B&K 4180 S/N 2633526.

Calibration Procedure: CP-102-04 based on IEC 60942-2003; The sound pressure level generated by sound calibrator under test shall be measured by standard microphone using an insert voltage technique.

This instrument has been calibrated against standards maintained at Electrical and Electronic Standards Laboratory (EEL), which are traceable to the International System of Units through the National Institute of Metrology (Thailand).

The information on actual reading is attached herewith and the uncertainty limits quoted refer to the measured values only.

Date of Receipt : 16 Aug. 2021

Date of Calibration : 18 Aug. 2021

1 / 2


The results relate only to the items tested/calibrated or value assigned.

Advertising the Report/Certificate and publicity of the results except in full are prohibited unless written permission is obtained from the governor of TISTR.

FM.BL.MTC.002 Rev.4

THAILAND INSTITUTE OF SCIENTIFIC AND TECHNOLOGICAL RESEARCH (TISTR)

Request No. 21-64/0776

MTC No. EEL. BP. 44/0864

The reported expanded uncertainty is based upon a standard uncertainty multiplied by a coverage factor $k = 2$, providing a level of confidence of approximately 95%.

Nominal Output of Unit Under Test = 94 dB re 20 μ Pa at 1000 Hz

Acoustic Output in dB re 20 μ Pa, Corrected to Reference Conditions: 101.325 kPa, 23.0 °C and 50 %RH.

1. Sound Pressure Level

Standard Microphone Type	Measured Sound Pressure Level (dB)	Deviated value (dB)	Uncertainty (dB)	Tolerance limit IEC60942:2003 Class 1
1/2 inch Bruel&Kjaer 4180	93.88	-0.12	± 0.10	± 0.40 dB

2. Frequency

Standard Microphone Type	Measured Frequency (Hz)	Deviated value (Hz)	Uncertainty (Hz)	Tolerance limit IEC60942:2003 Class 1
1/2 inch Bruel&Kjaer 4180	980.9	-19.1	± 1.5	$\pm 1.0\%$

3. Total Distortion


Standard Microphone Type	Measured Total Distortion (%)	Uncertainty (%)	Tolerance limit IEC60942:2003 Class 1
1/2 inch Bruel&Kjaer 4180	1.56	± 0.50	$\pm 3.0\%$

Note : 1. No adjustment.

2. The calibrator pressure correction was not included.

3. The microphone volume correction was not included.

Calibrated by



Electrical and Electronic Standards Laboratory

Industrial Metrology and Testing Service Centre

Date of Calibration : 18 Aug. 2021

Date of Issue : 23 Aug. 2021

Ref : 2011264081603374001

End of Certificate

2 / 2

The results relate only to the items tested/calibrated or value assigned.

Advertising the Report/Certificate and publicity of the results except in full are prohibited unless written permission is obtained from the governor of TISTR.

FM.BL.MTC.002 Rev.4

Head Office
35 Mu 3 Tambon Khlong Ha, Amphoe Khlong Luang,
Changwat Pathumthani 12120, Thailand
Tel. (66) 0 2577 9000
Fax. (66) 0 2577 9009
E-mail : rumpai@tistr.or.th Website:www.tistr.or.th

Office/Laboratory
Soi 1C, Bangpoo Industrial Estate, Sukhumvit Road,
Amphoe Muang, Changwat Samutprakan 10280, Thailand
Tel. (66) 0 2323 1672-80 ext. 115, 116
Fax. (66) 0 2323 9165
E-mail : mtc@tistr.or.th

Office
196 Phahonyothin Road, Chatuchak, Bangkok 10900,
Thailand
Tel. (66) 0 2579 1121-30 ext. 5219, 5225, 5217
Fax. (66) 0 2579 8592
E-mail : sumalee@tistr.or.th



บริษัท เอส.พี.เอส. คอนซัลติ้ง เซอร์วิส จำกัด

S.P.S. CONSULTING SERVICE CO., LTD.

7 ซอยพหลโยธิน 24 ถนนพหลโยธิน แขวงจอมพล เขตจตุจักร กรุงเทพฯ 10900

7 Soi Phaholyothin 24, Phaholyothin Rd., Jompol, Chatuchak, Bangkok 10900

Tel : (662) 939-4370-72, Fax : (662) 513-4221, E-mail : sale@spscon.com, www.spscon.com

Noise R_231/22

Sound Level Meter Calibration Report

Acoustic Calibrator Data

Brand	RION	Number	AC 02/40
Model	NC-73	Serial No.	10727909
Calibration Range	94 dB, 1000 Hz	Last Calibration	16 August 2021
		Due Date	18 August 2022

Calibration Data

Sound Level Meter Data				Calibration Data		
SLM No.	Brand	Model	Serial No.	Date	Actual Reading [dB]	
					Before Adjustment	After Adjustment
ACO-R12	ACO	6236	00172040	09 May 2022	94.1	94.0
ACO-R22	ACO	6236	00182010	09 May 2022	94.0	94.0
ACO-R23	ACO	6236	00192035	09 May 2022	94.0	94.0
ACO-R25	ACO	6236	00192037	09 May 2022	94.1	94.0
ACO-R26	ACO	6236	00192038	09 May 2022	94.0	94.0
ACO-R31	ACO	6236	00192043	09 May 2022	94.1	94.0
Acoustic Certified Value : Thailand Institute of Scientific and Technological Research (TISTR)					93.88 ± 0.40 dB	

ระดับเสียงติดตัวบุคคล

THAILAND INSTITUTE OF SCIENTIFIC AND TECHNOLOGICAL RESEARCH (TISTR)

Request No. 21-64/0841

MTC No. EEL. BP. 45/0964

CALIBRATION CERTIFICATE

Submitted by : S.P.S CONSULTING SERVICE CO.,LTD.
Address : 7 Soi Phaholyothin 24, Phaholyothin Road, Jompol, Chatuchak, Bangkok 10900.
Calibrated at : Electrical and Electronic Standards Laboratory, Industrial Metrology and Testing Service Centre.
: Soi 1C, Bangpoo Industrial Estate, Sukhumvit Rd., Muang, Samutprakan 10280.

Instrument Calibrated :

Description : Acoustic Calibrator
Manufacturer : SVANTEK
Model : SV34
Serial No. : 33146

Ambient Environment

Temperature : $(23 \pm 3) ^\circ\text{C}$
Relative Humidity : $(50 \pm 15) \%$
Ambient Pressure : $(101.325 \pm 1.500) \text{ kPa}$

Standards used :

1. Digital Function Synthesizer NF Electronic DF-193A S/N 122037.
2. Measuring Amplifier Bruel&Kjaer 2636 S/N 1537484.
3. Programmable Attenuator Tamagawa TPA-303A S/N OF 2214.
4. Digital Multimeter Agilent 34401A S/N MY44005560.
5. Pressure Transmitter Vaisala PTB202AD S/N T0650001.
6. Audio Analyzer Panasonic VP-7722A S/N 041477D122.
7. Condenser Microphone B&K 4180 S/N 2889871

Calibration Procedure: CP-102-04 based on IEC 60942-2003; The sound pressure level generated by sound calibrator under test shall be measured by standard microphone using an insert voltage technique.

This instrument has been calibrated against standards maintained at Electrical and Electronic Standards Laboratory (EEL), which are traceable to the International System of Units through the National Institute of Metrology (Thailand).

The information on actual reading is attached herewith and the uncertainty limits quoted refer to the measured values only.

Date of Receipt : 14 Sep. 2021

Date of Calibration : 17 Sep. 2021

1 / 2

The results relate only to the items tested or calibrated.

Advertising the Report/Certificate and publicity of the results except in full are prohibited unless written permission is obtained from the governor of TISTR.

FM.BL.MTC.002 Rev.3

Head Office
35 Mu 3 Tambon Khlong Ha, Amphoe Khlong Luang,
Changwat Pathumthani 12120, Thailand
Tel. (66) 0 2577 9000
Fax. (66) 0 2577 9009
E-mail : rumpai@tistr.or.th Website:www.tistr.or.th

Office/Laboratory
Soi 1C, Bangpoo Industrial Estate, Sukhumvit Road,
Amphoe Muang, Changwat Samutprakan 10280, Thailand
Tel. (66) 0 2323 1672-80 ext. 115, 116
Fax. (66) 0 2323 9165
E-mail : mtc@tistr.or.th

Office
196 Phahonyothin Road, Chatuchak, Bangkok 10900,
Thailand
Tel. (66) 0 2579 1121-30 ext. 5219, 5225, 5217
Fax. (66) 0 2579 8592
E-mail : sumalee@tistr.or.th

THAILAND INSTITUTE OF SCIENTIFIC AND TECHNOLOGICAL RESEARCH (TISTR)

Request No. 21-64/0841

MTC No. EEL. BP. 45/0964

The reported expanded uncertainty is based upon a standard uncertainty multiplied by a coverage factor $k = 2$, providing a level of confidence of approximately 95%.

Nominal Output of Unit Under Test = 114 dB re 20 μ Pa at 1000 Hz

Acoustic Output in dB re 20 μ Pa, Corrected to Reference Conditions: 101.325 kPa, 23.0 °C and 50 %RH.

1. Sound Pressure Level

Standard Microphone Type	Measured Sound Pressure Level (dB)	Deviated value (dB)	Uncertainty (dB)	Tolerance limit IEC60942:2003 Class 2
1/2 inch Bruel&Kjaer 4180	113.65	-0.35	± 0.10	± 0.75 dB

2. Frequency

Standard Microphone Type	Measured Frequency (Hz)	Deviated value (Hz)	Uncertainty (Hz)	Tolerance limit IEC60942:2003 Class 2
1/2 inch Bruel&Kjaer 4180	1000.0	0.0	± 1.5	$\pm 2.0\%$

3. Total Distortion


Standard Microphone Type	Measured Total Distortion (%)	Uncertainty (%)	Tolerance limit IEC60942:2003 Class 2
1/2 inch Bruel&Kjaer 4180	0.48	± 0.50	$\pm 4.0\%$

Note : 1. No adjustment.

2. The calibrator pressure correction was not included.

3. The microphone volume correction was not included.

Calibrated by :



Electrical and Electronic Standards Laboratory

Date of Calibration : 17 Sep. 2021

Industrial Metrology and Testing Service Centre

Date of Issue : 20 Sep. 2021

Ref : 2011264091403811001

End of Certificate

2 / 2

The results relate only to the items tested or calibrated.

Advertising the Report/Certificate and publicity of the results except in full are prohibited unless written permission is obtained from the governor of TISTR.

FM.BL.MTC.002 Rev.3

Head Office
35 Mu 3 Tambon Khlong Ha, Amphoe Khlong Luang,
Changwat Pathumthani 12120, Thailand
Tel. (66) 0 2577 9000
Fax. (66) 0 2577 9009
E-mail : rumpai@tistr.or.th Website:www.tistr.or.th

Office/Laboratory
Soi 1C, Bangpoo Industrial Estate, Sukhumvit Road,
Amphoe Muang, Changwat Samutprakan 10280, Thailand
Tel. (66) 0 2323 1672-80 ext. 115, 116
Fax. (66) 0 2323 9165
E-mail : mtc@tistr.or.th

Office
196 Phahonyothin Road, Chatuchak, Bangkok 10900,
Thailand
Tel. (66) 0 2579 1121-30 ext. 5219, 5225, 5217
Fax. (66) 0 2579 8592
E-mail : sumalee@tistr.or.th



บริษัท เอส.พี.เอส. คอนซัลติ้ง เซอร์วิส จำกัด

S.P.S. CONSULTING SERVICE CO., LTD.

7 ซอยพหลโยธิน 24 ถนนพหลโยธิน แขวงจอมพล เขตจตุจักร กรุงเทพฯ 10900

7 Soi Phaholyothin 24, Phaholyothin Rd., Jompol, Chatuchak, Bangkok 10900

Tel : (662) 939-4370-72, Fax : (662) 513-4221, E-mail : sale@spscon.com., www.spscon.com

Noise Dose R_229/22

Noise Dose Meter Calibration Report

Acoustic Calibrator Data

Brand	SVANTEK	Number	SV 05/62
Model	SV34	Serial No.	33146
Calibration Range	114 dB, 1000 Hz	Last Calibration	17 September 2021
		Due Date	17 September 2022

Calibration Data

Sound Level Meter Data				Calibration Data		
SLM No.	Brand	Model	Serial No.	Date	Actual Reading [dB]	
					Before Adjustment	After Adjustment
NMD-B01	SVANTEK	SV-104IS	80840	09 May 2022	113.5	113.6
NMD-B02	SVANTEK	SV-104IS	80842	09 May 2022	113.6	113.6
NMD-B03	SVANTEK	SV-104IS	80852	09 May 2022	113.6	113.6
NMD-B04	SVANTEK	SV-104IS	80854	09 May 2022	113.5	113.6
NMD-B05	SVANTEK	SV-104IS	80856	09 May 2022	113.6	113.6
NMD-B06	SVANTEK	SV-104IS	80816	09 May 2022	113.6	113.6
NMD-B07	SVANTEK	SV-104IS	80817	09 May 2022	113.5	113.6
NMD-B08	SVANTEK	SV-104IS	80818	09 May 2022	113.6	113.6
NMD-B09	SVANTEK	SV-104IS	80829	09 May 2022	113.6	113.6
NMD-B10	SVANTEK	SV-104IS	80830	09 May 2022	113.5	113.6
Acoustic Certified Value : Thailand Institute of Scientific And Technological Research (TISTR)					113.65 ± 0.75 dB	



บริษัท เอส.พี.เอส. คอนซัลติ้ง เซอร์วิส จำกัด
S.P.S. CONSULTING SERVICE CO., LTD.
7 ซอยพหลโยธิน 24 ถนนพหลโยธิน แขวงจอมพล เขตจตุจักร กรุงเทพฯ 10900
7 Soi Phaholyothin 24, Phaholyothin Rd., Jompol, Chatuchak, Bangkok 10900
Tel : (662) 939-4370-72, Fax : (662) 513-4221, E-mail : sale@spscon.com., www.spscon.com

Noise Dose R_250/22

Noise Dose Meter Calibration Report

Acoustic Calibrator Data

Brand SVANTEK

Number SV 05/62

Model SV34

Serial No. 33146

Calibration Range 114 dB, 1000 Hz

Last Calibration 17 September 2021

Due Date 17 September 2022

Calibration Data

Sound Level Meter Data

Calibration Data

SLM No.	Brand	Model	Serial No.	Date	Actual Reading [dB]	
					Before Adjustment	After Adjustment
NMD-B01	SVANTEK	SV-104IS	80840	17 May 2022	113.5	113.6
NMD-B02	SVANTEK	SV-104IS	80842	17 May 2022	113.6	113.6
NMD-B03	SVANTEK	SV-104IS	80852	17 May 2022	113.5	113.6
NMD-B04	SVANTEK	SV-104IS	80854	17 May 2022	113.6	113.6
NMD-B05	SVANTEK	SV-104IS	80856	17 May 2022	113.6	113.6
Acoustic Certified Value : Thailand Institute of Scientific And Technological Research (TISTR)					113.65± 0.75 dB	



บริษัท เอส.พี.เอส. คอนซัลติ้ง เซอร์วิส จำกัด

S.P.S. CONSULTING SERVICE CO., LTD.

7 ซอยพหลโยธิน 24 ถนนพหลโยธิน แขวงจอมพล เขตจตุจักร กรุงเทพฯ 10900

7 Soi Phaholyothin 24, Phaholyothin Rd., Jompol, Chatuchak, Bangkok 10900

Tel : (662) 939-4370-72, Fax : (662) 513-4221, E-mail : sale@spscon.com., www.spscon.com

Noise Dose R_247/22

Noise Dose Meter Calibration Report

Acoustic Calibrator Data

Brand SVANTEK

Number SV 05/62

Model SV34

Serial No. 33146

Calibration Range 114 dB, 1000 Hz

Last Calibration 17 September 2021

Due Date 17 September 2022

Calibration Data

Sound Level Meter Data

Calibration Data

SLM No.	Brand	Model	Serial No.	Date	Actual Reading [dB]	
					Before Adjustment	After Adjustment
NMD-B01	SVANTEK	SV-104IS	80840	16 May 2022	113.5	113.6
NMD-B02	SVANTEK	SV-104IS	80842	16 May 2022	113.6	113.6
NMD-B03	SVANTEK	SV-104IS	80852	16 May 2022	113.5	113.6
NMD-B04	SVANTEK	SV-104IS	80854	16 May 2022	113.5	113.6
NMD-B05	SVANTEK	SV-104IS	80856	16 May 2022	113.6	113.6
Acoustic Certified Value : Thailand Institute of Scientific And Technological Research (TISTR)					113.65± 0.75 dB	



บริษัท เอส.พี.เอส. คอนซัลติ้ง เซอร์วิส จำกัด

S.P.S. CONSULTING SERVICE CO., LTD.

7 ซอยพหลโยธิน 24 ถนนพหลโยธิน แขวงจอมพล เขตจตุจักร กรุงเทพฯ 10900

7 Soi Phaholyothin 24, Phaholyothin Rd., Jompol, Chatuchak, Bangkok 10900

Tel : (662) 939-4370-72, Fax : (662) 513-4221, E-mail : sale@spscon.com., www.spscon.com

Noise Dose R_240/22

Noise Dose Meter Calibration Report

Acoustic Calibrator Data

Brand	SVANTEK	Number	SV 05/62
Model	SV34	Serial No.	33146
Calibration Range	114 dB, 1000 Hz	Last Calibration	17 September 2021
		Due Date	17 September 2022

Calibration Data

Sound Level Meter Data				Calibration Data		
SLM No.	Brand	Model	Serial No.	Date	Actual Reading [dB]	
					Before Adjustment	After Adjustment
NMD-B12	SVANTEK	SV-104IS	80832	12 May 2022	113.6	113.6
NMD-B13	SVANTEK	SV-104IS	80834	12 May 2022	113.5	113.6
NMD-B14	SVANTEK	SV-104IS	80875	12 May 2022	113.5	113.6
NMD-B15	SVANTEK	SV-104IS	80880	12 May 2022	113.6	113.6
NMD-B16	SVANTEK	SV-104IS	106120	12 May 2022	113.5	113.6
NMD-B17	SVANTEK	SV-104IS	106122	12 May 2022	113.6	113.6
NMD-B18	SVANTEK	SV-104IS	106123	12 May 2022	113.5	113.6
NMD-B19	SVANTEK	SV-104IS	106124	12 May 2022	113.6	113.6
NMD-B20	SVANTEK	SV-104IS	106131	12 May 2022	113.6	113.6
Acoustic Certified Value : Thailand Institute of Scientific And Technological Research (TISTR)					113.65 ± 0.75 dB	



บริษัท เอส.พี.เอส. คอนซัลติ้ง เซอร์วิส จำกัด
S.P.S. CONSULTING SERVICE CO., LTD.
7 ซอยพหลโยธิน 24 ถนนพหลโยธิน แขวงจอมพล เขตจตุจักร กรุงเทพฯ 10900
7 Soi Phaholyothin 24, Phaholyothin Rd., Jompol, Chatuchak, Bangkok 10900
Tel : (662) 939-4370-72, Fax : (662) 513-4221, E-mail : sale@spscon.com., www.spscon.com

Noise Dose R_234/22

Noise Dose Meter Calibration Report

Acoustic Calibrator Data

Brand	SVANTEK	Number	SV 05/62
Model	SV34	Serial No.	33146
Calibration Range	114 dB, 1000 Hz	Last Calibration	17 September 2021
		Due Date	17 September 2022

Calibration Data

Sound Level Meter Data				Calibration Data		
SLM No.	Brand	Model	Serial No.	Date	Actual Reading [dB]	
					Before Adjustment	After Adjustment
NMD-B01	SVANTEK	SV-104IS	80840	11 May 2022	113.5	113.6
NMD-B02	SVANTEK	SV-104IS	80842	11 May 2022	113.6	113.6
NMD-B03	SVANTEK	SV-104IS	80852	11 May 2022	113.5	113.6
NMD-B04	SVANTEK	SV-104IS	80854	11 May 2022	113.6	113.6
NMD-B05	SVANTEK	SV-104IS	80856	11 May 2022	113.6	113.6
NMD-B06	SVANTEK	SV-104IS	80816	11 May 2022	113.5	113.6
NMD-B07	SVANTEK	SV-104IS	80817	11 May 2022	113.6	113.6
NMD-B08	SVANTEK	SV-104IS	80818	11 May 2022	113.5	113.6
NMD-B09	SVANTEK	SV-104IS	80829	11 May 2022	113.6	113.6
NMD-B10	SVANTEK	SV-104IS	80830	11 May 2022	113.6	113.6
Acoustic Certified Value : Thailand Institute of Scientific And Technological Research (TISTR)					113.65 ± 0.75 dB	



บริษัท เอส.พี.เอส. คอนซัลติ้ง เซอร์วิส จำกัด
S.P.S. CONSULTING SERVICE CO., LTD.
7 ซอยพหลโยธิน 24 ถนนพหลโยธิน แขวงจอมพล เขตจตุจักร กรุงเทพฯ 10900
7 Soi Phaholyothin 24, Phaholyothin Rd., Jompol, Chatuchak, Bangkok 10900
Tel : (662) 939-4370-72, Fax : (662) 513-4221, E-mail : sale@spscon.com., www.spscon.com

Noise Dose R_232/22

Noise Dose Meter Calibration Report

Acoustic Calibrator Data

Brand	SVANTEK	Number	SV 05/62
Model	SV34	Serial No.	33146
Calibration Range	114 dB, 1000 Hz	Last Calibration	17 September 2021
		Due Date	17 September 2022

Calibration Data

Sound Level Meter Data				Calibration Data		
SLM No.	Brand	Model	Serial No.	Date	Actual Reading [dB]	
					Before Adjustment	After Adjustment
NMD-B01	SVANTEK	SV-104IS	80840	10 May 2022	113.5	113.6
NMD-B02	SVANTEK	SV-104IS	80842	10 May 2022	113.6	113.6
NMD-B03	SVANTEK	SV-104IS	80852	10 May 2022	113.6	113.6
NMD-B04	SVANTEK	SV-104IS	80854	10 May 2022	113.5	113.6
NMD-B05	SVANTEK	SV-104IS	80856	10 May 2022	113.6	113.6
NMD-B06	SVANTEK	SV-104IS	80816	10 May 2022	113.6	113.6
NMD-B07	SVANTEK	SV-104IS	80817	10 May 2022	113.5	113.6
NMD-B08	SVANTEK	SV-104IS	80818	10 May 2022	113.6	113.6
NMD-B09	SVANTEK	SV-104IS	80829	10 May 2022	113.6	113.6
NMD-B10	SVANTEK	SV-104IS	80830	10 May 2022	113.5	113.6
NMD-B11	SVANTEK	SV-104IS	80831	10 May 2022	113.6	113.6
NMD-B12	SVANTEK	SV-104IS	80832	10 May 2022	113.6	113.6
Acoustic Certified Value : Thailand Institute of Scientific And Technological Research (TISTR)					113.65± 0.75 dB	



THAILAND INSTITUTE OF SCIENTIFIC AND TECHNOLOGICAL RESEARCH (TISTR)

Request No. 21-64/0841

MTC No. EEL. BP. 46/0964

CALIBRATION CERTIFICATE

Submitted by : S.P.S CONSULTING SERVICE CO.,LTD.

Address : 7 Soi Phaholyothin 24, Phaholyothin Road, Jompol, Chatuchak, Bangkok 10900.

Calibrated at : Electrical and Electronic Standards Laboratory, Industrial Metrology and Testing Service Centre.
: Soi 1C, Bangpoo Industrial Estate, Sukhumvit Rd., Muang, Samutprakan 10280.

Instrument Calibrated :

Description : Acoustic Calibrator

Manufacturer : SVANTEK

Model : SV34

Serial No. : 33139

Ambient Environment

Temperature : $(23 \pm 3) ^\circ\text{C}$

Relative Humidity : $(50 \pm 15) \%$

Ambient Pressure : $(101.325 \pm 1.500) \text{ kPa}$

Standards used :

1. Digital Function Synthesizer NF Electronic DF-193A S/N 122037.
2. Measuring Amplifier Bruel&Kjaer 2636 S/N 1537484.
3. Programmable Attenuator Tamagawa TPA-303A S/N OF 2214.
4. Digital Multimeter Agilent 34401A S/N MY44005560.
5. Pressure Transmitter Vaisala PTB202AD S/N T0650001.
6. Audio Analyzer Panasonic VP-7722A S/N 041477D122.
7. Condenser Microphone B&K 4180 S/N 2889871.

Calibration Procedure: CP-102-04 based on IEC 60942-2003; The sound pressure level generated by sound calibrator under test shall be measured by standard microphone using an insert voltage technique.

This instrument has been calibrated against standards maintained at Electrical and Electronic Standards Laboratory (EEL), which are traceable to the International System of Units through the National Institute of Metrology (Thailand).

The information on actual reading is attached herewith and the uncertainty limits quoted refer to the measured values only.

Date of Receipt : 14 Sep. 2021

Date of Calibration : 17 Sep. 2021

1 / 2
W

The results relate only to the items tested or calibrated.

Advertising the Report/Certificate and publicity of the results except in full are prohibited unless written permission is obtained from the governor of TISTR.

FM.BL.MTC.002 Rev.3

Head Office
35 Mu 3 Tambon Khlong Ha, Amphoe Khlong Luang,
Changwat Pathumthani 12120, Thailand
Tel. (66) 0 2577 9000
Fax. (66) 0 2577 9009
E-mail : rumpai@tistr.or.th Website:www.tistr.or.th

Office/Laboratory
Soi 1C, Bangpoo Industrial Estate, Sukhumvit Road,
Amphoe Muang, Changwat Samutprakan 10280, Thailand
Tel. (66) 0 2323 1672-80 ext. 115, 116
Fax. (66) 0 2323 9165
E-mail : mtc@tistr.or.th

Office
196 Phahonyothin Road, Chatuchak, Bangkok 10900,
Thailand
Tel. (66) 0 2579 1121-30 ext. 5219, 5225, 5217
Fax. (66) 0 2579 8592
E-mail : sumalee@tistr.or.th

THAILAND INSTITUTE OF SCIENTIFIC AND TECHNOLOGICAL RESEARCH (TISTR)

Request No. 21-64/0841

MTC No. EEL. BP. 46/0964

The reported expanded uncertainty is based upon a standard uncertainty multiplied by a coverage factor $k = 2$, providing a level of confidence of approximately 95%.

Nominal Output of Unit Under Test = 114 dB re 20 μ Pa at 1000 Hz

Acoustic Output in dB re 20 μ Pa, Corrected to Reference Conditions: 101.325 kPa, 23.0 °C and 50 %RH.

1. Sound Pressure Level

Standard Microphone Type	Measured Sound Pressure Level (dB)	Deviated value (dB)	Uncertainty (dB)	Tolerance limit IEC60942:2003 Class 2
1/2 inch Bruel&Kjaer 4180	113.67	-0.33	± 0.10	± 0.75 dB

2. Frequency


Standard Microphone Type	Measured Frequency (Hz)	Deviated value (Hz)	Uncertainty (Hz)	Tolerance limit IEC60942:2003 Class 2
1/2 inch Bruel&Kjaer 4180	1000.0	0.0	± 1.5	$\pm 2.0\%$

3. Total Distortion

Standard Microphone Type	Measured Total Distortion (%)	Uncertainty (%)	Tolerance limit IEC60942:2003 Class 2
1/2 inch Bruel&Kjaer 4180	0.24	± 0.50	$\pm 4.0\%$

- Note : 1. No adjustment.
2. The calibrator pressure correction was not included.
3. The microphone volume correction was not included.

Calibrated by :



Electrical and Electronic Standards Laboratory

Industrial Metrology and Testing Service Centre

Date of Calibration : 17 Sep. 2021

Date of Issue : 20 Sep. 2021

Ref : 2011264091403811002

End of Certificate

2 / 2

The results relate only to the items tested or calibrated.

Advertising the Report/Certificate and publicity of the results except in full are prohibited unless written permission is obtained from the governor of TISTR.

FM.BL.MTC.002 Rev.3

Head Office
35 Mu 3 Tambon Khlong Ha, Amphoe Khlong Luang,
Changwat Pathumthani 12120, Thailand
Tel. (66) 0 2577 9000
Fax. (66) 0 2577 9009
E-mail : rumpai@tistr.or.th Website:www.tistr.or.th

Office/Laboratory
Soi 1C, Bangpoo Industrial Estate, Sukhumvit Road,
Amphoe Muang, Changwat Samutprakan 10280, Thailand
Tel. (66) 0 2323 1672-80 ext. 115, 116
Fax. (66) 0 2323 9165
E-mail : mtc@tistr.or.th

Office
196 Phahonyothin Road, Chatuchak, Bangkok 10900,
Thailand
Tel. (66) 0 2579 1121-30 ext. 5219, 5225, 5217
Fax. (66) 0 2579 8592
E-mail : sumalee@tistr.or.th



บริษัท เอส.พี.เอส. คอนซัลติ้ง เซอร์วิส จำกัด
S.P.S. CONSULTING SERVICE CO., LTD.
7 ซอยพหลโยธิน 24 ถนนพหลโยธิน แขวงจอมพล เขตจตุจักร กรุงเทพฯ 10900
7 Soi Phaholyothin 24, Phaholyothin Rd., Jompol. Chatuchak, Bangkok 10900
Tel : (662) 939-4370-72, Fax : (662) 513-4221, E-mail : sale@spscon.com., www.spscon.com

Noise Dose R_0259/22

Noise Dose Meter Calibration Report

Acoustic Calibrator Data

Brand	SVANTEK	Number	SV 06/62
Model	SV34	Serial No.	33139
Calibration Range	114 dB, 1000 Hz	Last Calibration	17 September 2021
		Due Date	17 September 2022

Calibration Data

Sound Level Meter Data				Calibration Data		
SLM No.	Brand	Model	Serial No.	Date	Actual Reading [dB]	
					Before Adjustment	After Adjustment
NMD-B02	SVANTEK	SV-104IS	80842	18 May 2022	113.6	113.6
NMD-B03	SVANTEK	SV-104IS	80852	18 May 2022	113.5	113.6
NMD-B04	SVANTEK	SV-104IS	80854	18 May 2022	113.6	113.6
NMD-B05	SVANTEK	SV-104IS	80856	18 May 2022	113.6	113.6
NMD-B06	SVANTEK	SV-104IS	80816	18 May 2022	113.5	113.6
NMD-B07	SVANTEK	SV-104IS	80817	18 May 2022	113.6	113.6
NMD-B08	SVANTEK	SV-104IS	80818	18 May 2022	113.5	113.6
NMD-B09	SVANTEK	SV-104IS	80829	18 May 2022	113.6	113.6
NMD-B10	SVANTEK	SV-104IS	80830	18 May 2022	113.6	113.6
NMD-B11	SVANTEK	SV-104IS	80831	18 May 2022	113.5	113.6
NMD-B12	SVANTEK	SV-104IS	80832	18 May 2022	113.6	113.6
NMD-B14	SVANTEK	SV-104IS	80875	18 May 2022	113.5	113.6
NMD-B15	SVANTEK	SV-104IS	80880	18 May 2022	113.6	113.6
NMD-B16	SVANTEK	SV-104IS	106120	18 May 2022	113.5	113.6
NMD-B19	SVANTEK	SV-104IS	106124	18 May 2022	113.6	113.6
NMD-B20	SVANTEK	SV-104IS	106131	18 May 2022	113.5	113.6
Acoustic Certified Value : Thailand Institute of Scientific and Technological Research (TISTR)					113.67± 0.75 dB	



บริษัท เอส.พี.เอส. คอนซัลติ้ง เซอร์วิส จำกัด
S.P.S. CONSULTING SERVICE CO., LTD.
7 ซอยพหลโยธิน 24 ถนนพหลโยธิน แขวงจอมพล เขตจตุจักร กรุงเทพฯ 10900
7 Soi Phaholyothin 24, Phaholyothin Rd., Jompol, Chatuchak, Bangkok 10900
Tel : (662) 939-4370-72, Fax : (662) 513-4221, E-mail : sale@spscon.com., www.spscon.com

Noise Dose R_250/22

Noise Dose Meter Calibration Report

Acoustic Calibrator Data

Brand	SVANTEK	Number	SV 06/62
Model	SV34	Serial No.	33139
Calibration Range	114 dB, 1000 Hz	Last Calibration	17 September 2021
		Due Date	17 September 2022

Calibration Data

Sound Level Meter Data				Calibration Data		
SLM No.	Brand	Model	Serial No.	Date	Actual Reading [dB]	
					Before Adjustment	After Adjustment
NMD-B01	SVANTEK	SV-104IS	80840	19 May 2022	113.5	113.6
NMD-B02	SVANTEK	SV-104IS	80842	19 May 2022	113.6	113.6
NMD-B03	SVANTEK	SV-104IS	80852	19 May 2022	113.6	113.6
NMD-B04	SVANTEK	SV-104IS	80854	19 May 2022	113.5	113.6
NMD-B05	SVANTEK	SV-104IS	80856	19 May 2022	113.6	113.6
NMD-B08	SVANTEK	SV-104IS	80818	19 May 2022	113.6	113.6
NMD-B09	SVANTEK	SV-104IS	80829	19 May 2022	113.5	113.6
NMD-B10	SVANTEK	SV-104IS	80830	19 May 2022	113.6	113.6
NMD-B11	SVANTEK	SV-104IS	80831	19 May 2022	113.6	113.6
NMD-B12	SVANTEK	SV-104IS	80832	19 May 2022	113.6	113.6
NMD-B13	SVANTEK	SV-104IS	80834	19 May 2022	113.5	113.6
NMD-B14	SVANTEK	SV-104IS	80875	19 May 2022	113.6	113.6
NMD-B15	SVANTEK	SV-104IS	80880	19 May 2022	113.6	113.6
NMD-B16	SVANTEK	SV-104IS	106120	19 May 2022	113.6	113.6
NMD-B17	SVANTEK	SV-104IS	106122	19 May 2022	113.6	113.6
NMD-R02	SVANTEK	SV-104IS	60152	19 May 2022	113.5	113.6
NMD-R03	SVANTEK	SV-104IS	60153	19 May 2022	113.5	113.6
NMD-R05	SVANTEK	SV-104IS	60155	19 May 2022	113.6	113.6
NMD-R06	SVANTEK	SV-104IS	60146	19 May 2022	113.6	113.6
NMD-R13	SVANTEK	SV-104IS	63438	19 May 2022	113.5	113.6
NMD-R26	SVANTEK	SV-104IS	80836	19 May 2022	113.6	113.6
NMD-R27	SVANTEK	SV-104IS	80837	19 May 2022	113.6	113.6
Acoustic Certified Value : Thailand Institute of Scientific and Technological Research (TISTR)					113.67± 0.75 dB	



บริษัท เอส.พี.เอส. คอนซัลติ้ง เซอร์วิส จำกัด
S.P.S. CONSULTING SERVICE CO., LTD.
7 ซอยพหลโยธิน 24 ถนนพหลโยธิน แขวงจอมพล เขตจตุจักร กรุงเทพฯ 10900
7 Soi Phaholyothin 24, Phaholyothin Rd., Jompol, Chafuchak, Bangkok 10900
Tel : (662) 939-4370-72, Fax : (662) 513-4221, E-mail : sale@spscon.com., www.spscon.com

Noise Dose R_261/22

Noise Dose Meter Calibration Report

Acoustic Calibrator Data

Brand	SVANTEK	Number	SV 06/62
Model	SV34	Serial No.	33139
Calibration Range	114 dB, 1000 Hz	Last Calibration	17 September 2021
		Due Date	17 September 2022

Calibration Data

Sound Level Meter Data				Calibration Data		
SLM No.	Brand	Model	Serial No.	Date	Actual Reading [dB]	
					Before Adjustment	After Adjustment
NMD-B01	SVANTEK	SV-104IS	80840	23 May 2022	113.5	113.6
NMD-B02	SVANTEK	SV-104IS	80842	23 May 2022	113.6	113.6
NMD-B03	SVANTEK	SV-104IS	80852	23 May 2022	113.5	113.6
NMD-B04	SVANTEK	SV-104IS	80854	23 May 2022	113.6	113.6
NMD-B05	SVANTEK	SV-104IS	80856	23 May 2022	113.6	113.6
Acoustic Certified Value : Thailand Institute of Scientific and Technological Research (TISTR)					113.67± 0.75 dB	



บริษัท เอส.พี.เอส. คอนซัลติ้ง เซอร์วิส จำกัด
S.P.S. CONSULTING SERVICE CO., LTD.
7 ซอยพหลโยธิน 24 ถนนพหลโยธิน แขวงจอมพล เขตจตุจักร กรุงเทพฯ 10900
Tel : (662) 939-4370-72, Fax : (662) 513-4221, E-mail : sale@spscon.com, www.spscon.com

Noise Dose R_273/22

Noise Dose Meter Calibration Report

Acoustic Calibrator Data

Brand	SVANTEK	Number	SV 06/62
Model	SV34	Serial No.	33139
Calibration Range	114 dB, 1000 Hz	Last Calibration	17 September 2021
		Due Date	17 September 2022

Calibration Data

Sound Level Meter Data				Calibration Data		
SLM No.	Brand	Model	Serial No.	Date	Actual Reading [dB]	
					Before Adjustment	After Adjustment
NMD-R02	SVANTEK	SV-104IS	60152	26 May 2022	113.5	113.6
NMD-R03	SVANTEK	SV-104IS	60153	26 May 2022	113.6	113.6
NMD-R05	SVANTEK	SV-104IS	60155	26 May 2022	113.6	113.6
NMD-R06	SVANTEK	SV-104IS	60146	26 May 2022	113.5	113.6
NMD-R20	SVANTEK	SV-104IS	70035	26 May 2022	113.6	113.6
NMD-R27	SVANTEK	SV-104IS	80837	26 May 2022	113.6	113.6
Acoustic Certified Value : Thailand Institute of Scientific and Technological Research (TISTR)					113.67± 0.10 dB	



บริษัท เอส.พี.เอส. คอนซัลติ้ง เซอร์วิส จำกัด
S.P.S. CONSULTING SERVICE CO., LTD.
7 ซอยพหลโยธิน 24 ถนนพหลโยธิน แขวงจอมพล เขตจตุจักร กรุงเทพฯ 10900
7 Soi Phaholyothin 24, Phaholyothin Rd., Jompol, Chatuchak, Bangkok 10900
Tel : (662) 939-4370-72. Fax : (662) 513-4221. E-mail : sale@spscon.com., www.spscon.com

Noise Dose R_296/22

Noise Dose Meter Calibration Report

Acoustic Calibrator Data

Brand	SVANTEK	Number	SV 06/62
Model	SV34	Serial No.	33139
Calibration Range	114 dB, 1000 Hz	Last Calibration	17 September 2021
		Due Date	17 September 2022

Calibration Data

Sound Level Meter Data

Calibration Data

SLM No.	Brand	Model	Serial No.	Date	Actual Reading [dB]	
					Before Adjustment	After Adjustment
NMD-B07	SVANTEK	SV-104IS	80817	31 May 2022	113.5	113.6
NMD-B08	SVANTEK	SV-104IS	80818	31 May 2022	113.6	113.6
NMD-B09	SVANTEK	SV-104IS	80829	31 May 2022	113.5	113.6
NMD-B10	SVANTEK	SV-104IS	80830	31 May 2022	113.6	113.6
NMD-B11	SVANTEK	SV-104IS	80831	31 May 2022	113.5	113.6

Acoustic Certified Value : Thailand Institute of Scientific and Technological Research (TISTR)

113.67± 0.10 dB



บริษัท เอส.พี.เอส. คอนซัลติ้ง เซอร์วิส จำกัด
S.P.S. CONSULTING SERVICE CO., LTD.
7 ซอยพหลโยธิน 24 ถนนพหลโยธิน แขวงจอมพล เขตจตุจักร กรุงเทพฯ 10900
7 Soi Phaholyothin 24, Phaholyothin Rd., Jompol, Chatuchak, Bangkok 10900
Tel : (662) 939-4370-72, Fax : (662) 513-4221, E-mail : sale@spscon.com., www.spscon.com

Noise Dose R_302/22

Noise Dose Meter Calibration Report

Acoustic Calibrator Data

Brand	SVANTEK	Number	SV 06/62
Model	SV34	Serial No.	33139
Calibration Range	114 dB, 1000 Hz	Last Calibration	17 September 2021
		Due Date	17 September 2022

Calibration Data

Sound Level Meter Data				Calibration Data		
SLM No.	Brand	Model	Serial No.	Date	Actual Reading [dB]	
					Before Adjustment	After Adjustment
NMD-B14	SVANTEK	SV-104IS	80875	01 June 2022	113.5	113.6
NMD-B15	SVANTEK	SV-104IS	80880	01 June 2022	113.6	113.6
NMD-B16	SVANTEK	SV-104IS	106120	01 June 2022	113.5	113.6
NMD-B17	SVANTEK	SV-104IS	106122	01 June 2022	113.6	113.6
NMD-B18	SVANTEK	SV-104IS	106123	01 June 2022	113.5	113.6
NMD-B19	SVANTEK	SV-104IS	106124	01 June 2022	113.6	113.6
NMD-B20	SVANTEK	SV-104IS	106131	01 June 2022	113.5	113.6
Acoustic Certified Value : Thailand Institute of Scientific and Technological Research (TISTR)					113.67 ± 0.10 dB	



บริษัท เอส.พี.เอส. คอนซัลติ้ง เซอร์วิส จำกัด
S.P.S. CONSULTING SERVICE CO., LTD.
7 ซอยพหลโยธิน 24 ถนนพหลโยธิน แขวงจอมพล เขตจตุจักร กรุงเทพฯ 10900
7 Soi Phaholyothin 24, Phaholyothin Rd., Jompol, Chatuchak, Bangkok 10900
Tel : (662) 939-4370-72, Fax : (662) 513-4221, E-mail : sale@spscon.com, www.spscon.com

Noise Dose R_309/22

Noise Dose Meter Calibration Report

Acoustic Calibrator Data

Brand SVANTEK

Number SV 06/62

Model SV34

Serial No. 33139

Calibration Range 114 dB, 1000 Hz

Last Calibration 17 September 2021

Due Date 17 September 2022

Calibration Data

Sound Level Meter Data

Calibration Data

SLM No.	Brand	Model	Serial No.	Date	Actual Reading [dB]	
					Before Adjustment	After Adjustment
NMD-R02	SVANTEK	SV-104IS	60152	05 June 2022	113.5	113.6
NMD-R03	SVANTEK	SV-104IS	60153	05 June 2022	113.6	113.6
Acoustic Certified Value : Thailand Institute of Scientific and Technological Research (TISTR)					113.67± 0.10 dB	



บริษัท เอส.พี.เอส. คอนซัลติ้ง เซอร์วิส จำกัด
S.P.S. CONSULTING SERVICE CO., LTD.
7 ซอยพหลโยธิน 24 ถนนพหลโยธิน แขวงจอมพล เขตจตุจักร กรุงเทพฯ 10900
7 Soi Phaholyothin 24, Phaholyothin Rd., Jompol, Chatuchak, Bangkok 10900
Tel : (662) 939-4370-72, Fax : (662) 513-4221, E-mail : sale@spscon.com, www.spscon.com

Noise Dose R_323/22

Noise Dose Meter Calibration Report

Acoustic Calibrator Data

Brand	SVANTEK	Number	SV 06/62
Model	SV34	Serial No.	33139
Calibration Range	114 dB, 1000 Hz	Last Calibration	17 September 2021
		Due Date	17 September 2022

Calibration Data

Sound Level Meter Data				Calibration Data		
SLM No.	Brand	Model	Serial No.	Date	Actual Reading [dB]	
					Before Adjustment	After Adjustment
NMD-R13	SVANTEK	SV-104IS	63438	13 June 2022	113.6	113.6
Acoustic Certified Value : Thailand Institute of Scientific and Technological Research (TISTR)					113.67 ± 0.10 dB	

คุณภาพอากาศในสถานประกอบการ



บริษัท เอส.พี.เอส. คอนซัลติ้ง เซอร์วิส จำกัด
S.P.S. CONSULTING SERVICE CO., LTD.
7 ซอยพหลโยธิน 24 ถนนพหลโยธิน แขวงจอมพล เขตจตุจักร กรุงเทพฯ 10900
7 Soi Phaholyothin 24, Phaholyothin Rd., Jompol, Chatuchak, Bangkok 10900
Tel : (662) 939-4370-72, Fax : (662) 513-4221, E-mail : sale@spscon.com, www.spscon.com

Personal Pump Calibration Report

Calibration Method : Dry Cal Primary Flowmeter

Model : Defender 510-H

S/N : 136164

Environmental Conditions

Temperature : 25 \pm 3 $^{\circ}$ C
Pressure : 1010 \pm 15 mmbar

Personal Pump Data				Calibration Data								
No.	Brand	Model	Serial No.	Date	Flow Rate (ml/min)						Value From Calibration Curve	
					Setting			Actual (Q std.)				
					1	2	3	1	2	3	y	R ²
B01	SKC	224-PCXR4	262101	05/01/2022	1,000	1,500	2,000	995	1,496	1,995	0.999x - 1.938	1.000
B02	SKC	224-PCXR4	626166	05/01/2022	1,000	1,500	2,000	998	1,504	2,001	1.011x - 24.413	0.999
B03	SKC	224-PCXR4	612968	05/01/2022	1,000	1,500	2,000	995	1,490	1,995	1.001x - 6.653	1.000
B04	SKC	224-PCXR4	602804	05/01/2022	1,000	1,500	2,000	996	1,496	1,993	0.999x - 4.391	1.000
B05	SKC	224-PCXR4	612693	05/01/2022	1,000	1,500	2,000	1,003	1,500	2,003	1.012x - 21.952	0.999
B06	SKC	224-PCXR4	262188	05/01/2022	1,000	1,500	2,000	996	1,504	2,000	1.012x - 26.866	0.999
B07	SKC	224-PCXR4	626262	05/01/2022	1,000	1,500	2,000	998	1,492	1,994	0.996x + 1.898	1.000
B08	SKC	224-PCXR4	626100	05/01/2022	1,000	1,500	2,000	1,003	1,499	2,003	1.011x - 21.912	0.999
B09	SKC	224-PCXR4	626479	05/01/2022	1,000	1,500	2,000	997	1,490	1,994	0.994x + 3.550	1.000
B10	SKC	224-PCXR4	091950	06/01/2022	1,000	1,500	2,000	994	1,504	2,001	1.016x - 32.434	0.999
B11	SKC	224-PCXR8	564315	06/01/2022	1,000	1,500	2,000	994	1,490	1,998	1.004x - 10.450	1.000
B12	SKC	224-PCXR4	034656	06/01/2022	1,000	1,500	2,000	1,001	1,503	2,003	1.012x - 22.618	0.999
B13	SKC	224-PCXR4	602073	06/01/2022	1,000	1,500	2,000	995	1,498	1,994	1.000x - 3.701	1.000
B14	SKC	224-PCXR4	626313	05/01/2022	1,000	1,500	2,000	998	1,491	1,988	0.992x + 6.286	1.000
B15	SKC	224-PCXR4	626474	07/01/2022	1,000	1,500	2,000	1,003	1,501	2,004	1.012x - 22.048	0.999
B16	SKC	224-PCXR4	626477	07/01/2022	1,000	1,500	2,000	993	1,504	2,000	1.015x - 31.345	0.999
B17	SKC	224-PCXR4	626860	07/01/2022	1,000	1,500	2,000	997	1,495	1,992	0.995x + 2.034	1.000
B18	SKC	224-PCXR4	691484	07/01/2022	1,000	1,500	2,000	1,003	1,501	2,001	1.009x - 18.586	0.999
B19	SKC	224-PCXR4	691599	07/01/2022	1,000	1,500	2,000	992	1,499	1,997	1.003x - 9.253	1.000
B20	SKC	224-PCXR4	691587	07/01/2022	1,000	1,500	2,000	992	1,504	1,999	1.015x - 31.915	0.999
B21	SKC	224-PCXR4	691531	07/01/2022	1,000	1,500	2,000	993	1,499	1,992	1.000x - 5.273	1.000
B22	SKC	224-PCXR4	691654	07/01/2022	1,000	1,500	2,000	1,005	1,501	2,003	1.010x - 18.195	0.999
B23	SKC	224-PCXR4	798393	07/01/2022	1,000	1,500	2,000	993	1,505	2,002	1.017x - 34.683	0.999
B24	SKC	224-PCXR4	626363	07/01/2022	1,000	1,500	2,000	1,000	1,501	2,005	1.016x - 28.338	0.999
B25	SKC	224-PCXR4	798489	06/01/2022	1,000	1,500	2,000	1,000	1,495	1,997	0.997x + 2.018	1.000
B26	SKC	224-PCXR4	798479	06/01/2022	1,000	1,500	2,000	997	1,497	1,990	0.994x + 3.251	1.000
B27	SKC	224-PCXR4	691673	06/01/2022	1,000	1,500	2,000	994	1,503	2,001	1.015x - 31.951	0.999
B28	SKC	224-PCXR4	691570	06/01/2022	1,000	1,500	2,000	1,000	1,500	2,003	1.015x - 27.022	0.999
B29	SKC	224-PCXR4	626472	06/01/2022	1,000	1,500	2,000	999	1,494	1,998	1.002x - 6.856	1.000
B30	SKC	224-PCXR4	691489	06/01/2022	1,000	1,500	2,000	1,003	1,500	2,004	1.013x - 24.106	0.999
B31	SKC	224-PCXR4	691509	06/01/2022	1,000	1,500	2,000	995	1,495	1,995	1.001x - 4.894	1.000
B32	SKC	224-PCXR4	091567	06/01/2022	1,000	1,500	2,000	994	1,504	2,001	1.014x - 28.868	0.999
B33	SKC	224-PCXR4	091756	06/01/2022	1,000	1,500	2,000	996	1,496	1,991	0.995x + 3.183	1.000
B34	SKC	224-PCXR4	612962	06/01/2022	1,000	1,500	2,000	1,001	1,501	2,002	1.012x - 22.531	0.999
B35	SKC	224-PCXR4	602682	06/01/2022	1,000	1,500	2,000	993	1,498	1,996	1.002x - 8.448	1.000
B36	SKC	224-PCXR4	626164	05/01/2022	1,000	1,500	2,000	1,000	1,497	1,999	0.999x - 3.231	1.000
B37	SKC	224-PCXR4	626256	05/01/2022	1,000	1,500	2,000	994	1,504	2,002	1.016x - 31.604	0.999
B38	SKC	224-PCXR4	626167	10/01/2022	1,000	1,500	2,000	999	1,497	1,996	1.000x - 1.875	1.000
B39	SKC	224-PCXR4	034637	10/01/2022	1,000	1,500	2,000	1,002	1,500	2,002	1.012x - 23.643	0.999
B40	SKC	224-PCXR4	798349	10/01/2022	1,000	1,500	2,000	993	1,505	2,000	1.016x - 32.992	0.999



บริษัท เอส.พี.เอส. คอนซัลติ้ง เซอร์วิส จำกัด
S.P.S. CONSULTING SERVICE CO., LTD.
7 ซอยพหลโยธิน 24 ถนนพหลโยธิน แขวงจอมพล เขตจตุจักร กรุงเทพฯ 10900
7 Soi Phaholyothin 24, Phaholyothin Rd., Jompol, Chatuchak, Bangkok 10900
Tel : (662) 939-4370-72, Fax : (662) 513-4221, E-mail : sale@spscon.com, www.spscon.com

Personal Pump Calibration Report

Calibration Method : Dry Cal Primary Flowmeter

Model : Defender 510-H

S/N : 136164

Environmental Conditions

Temperature : 25 \pm 3 $^{\circ}$ C
Pressure : 1010 \pm 15 mmbar

Personal Pump Data				Calibration Data								
No.	Brand	Model	Serial No.	Date	Flow Rate (ml/min)						Value From Calibration Curve	
					Setting			Actual (Q std.)				
					1	2	3	1	2	3	y	R ²
B41	SKC	224-PCXR4	612669	10/01/2022	1,000	1,500	2,000	998	1,496	1,989	0.994x + 2.680	1.000
B42	SKC	224-PCXR4	626041	07/01/2022	1,000	1,500	2,000	1,003	1,498	1,993	0.990x + 11.710	1.000
B43	SKC	224-PCXR4	034636	05/01/2022	1,000	1,500	2,000	998	1,500	1,992	0.992x + 8.392	1.000
B44	SKC	224-PCXR8	529341	07/01/2022	1,000	1,500	2,000	1,004	1,500	2,003	1.011x – 21.139	0.999
B45	SKC	224-PCXR8	529594	07/01/2022	1,000	1,500	2,000	997	1,498	1,992	0.995x + 2.728	1.000
B46	SKC	224-PCXR8	566743	07/01/2022	1,000	1,500	2,000	994	1,504	2,002	1.015x – 32.087	0.999
B47	SKC	224-PCXR8	566747	07/01/2022	1,000	1,500	2,000	1,002	1,501	2,003	1.013x – 23.580	0.999
B48	SKC	224-PCXR8	566753	07/01/2022	1,000	1,500	2,000	1,000	1,494	1,996	0.996x + 1.567	1.000
B49	SKC	224-PCXR8	566780	07/01/2022	1,000	1,500	2,000	1,002	1,501	2,004	1.012x – 22.236	0.999
B50	SKC	224-PCXR8	500400	07/01/2022	1,000	1,500	2,000	1,000	1,493	1,996	0.995x + 3.641	1.000
B51	SKC	224-PCXR8	500363	07/01/2022	1,000	1,500	2,000	995	1,504	2,000	1.013x – 27.704	0.999
B52	SKC	224-PCXR8	093186	07/01/2022	1,000	1,500	2,000	995	1,498	1,994	0.997x – 0.283	1.000
B53	SKC	224-PCXR8	707670	10/01/2022	1,000	1,500	2,000	1,002	1,499	2,004	1.012x – 23.580	0.999
B54	SKC	224-PCXR3	509821	05/01/2022	1,000	1,500	2,000	994	1,501	2,001	1.015x – 32.043	0.999
B55	SKC	224-PCXR3	510710	06/01/2022	1,000	1,500	2,000	1,000	1,494	1,994	0.994x + 4.830	1.000
B56	SKC	224-PCXR3	511450	06/01/2022	1,000	1,500	2,000	1,004	1,502	2,002	1.010x – 19.248	0.999
B57	SKC	224-PCXR3	510798	06/01/2022	1,000	1,500	2,000	997	1,492	1,996	0.996x + 1.747	1.000
B58	SKC	224-PCXR3	509852	06/01/2022	1,000	1,500	2,000	997	1,499	2,000	1.011x – 27.010	0.999
B59	SKC	224-PCXR3	509862	06/01/2022	1,000	1,500	2,000	997	1,495	1,991	0.995x + 3.833	1.000
B60	SKC	224-PCXR3	512655	06/01/2022	1,000	1,500	2,000	1,002	1,500	2,004	1.013x – 24.688	0.999
B61	SKC	224-PCXR3	503915	06/01/2022	1,000	1,500	2,000	994	1,488	1,999	1.005x – 12.631	1.000
B62	SKC	224-PCXR3	505975	10/01/2022	1,000	1,500	2,000	994	1,491	1,995	1.002x – 8.089	1.000
B63	SKC	224-PCXR3	511432	10/01/2022	1,000	1,500	2,000	992	1,501	2,000	1.016x – 33.906	0.999
B64	SKC	224-PCXR3	508302	10/01/2022	1,000	1,500	2,000	998	1,493	1,990	0.994x + 4.272	1.000
B65	SKC	224-PCXR3	508310	10/01/2022	1,000	1,500	2,000	1,002	1,500	2,004	1.012x – 23.077	0.999
B66	SKC	224-PCXR3	509861	10/01/2022	1,000	1,500	2,000	997	1,494	1,994	0.995x + 3.953	1.000
B67	SKC	224-PCXR3	506295	10/01/2022	1,000	1,500	2,000	993	1,507	2,002	1.017x – 34.005	0.999
B68	SKC	224-PCXR3	505872	13/01/2022	1,000	1,500	2,000	1,000	1,495	1,994	0.995x + 4.188	1.000
B69	SKC	224-PCXR3	508375	13/01/2022	1,000	1,500	2,000	1,002	1,501	2,002	1.011x – 21.984	0.999
B70	SKC	224-PCXR3	510623	13/01/2022	1,000	1,500	2,000	995	1,490	1,997	1.001x – 7.267	1.000
B71	SKC	224-PCXR3	508367	13/01/2022	1,000	1,500	2,000	991	1,506	2,001	1.017x – 35.429	0.999
B72	SKC	224-PCXR3	505977	13/01/2022	1,000	1,500	2,000	1,001	1,498	1,991	0.991x + 8.882	1.000
B73	SKC	224-PCXR3	512606	13/01/2022	1,000	1,500	2,000	1,001	1,501	2,004	1.013x – 23.520	0.999
B74	SKC	224-PCXR3	505993	13/01/2022	1,000	1,500	2,000	996	1,495	1,995	1.000x – 5.161	1.000
B75	SKC	224-PCXR3	509820	13/01/2022	1,000	1,500	2,000	996	1,499	1,992	0.996x + 1.831	1.000
B76	SKC	224-PCXR3	509811	13/01/2022	1,000	1,500	2,000	995	1,496	1,998	1.003x – 9.050	1.000
B77	SKC	224-PCXR3	508301	13/01/2022	1,000	1,500	2,000	1,001	1,500	2,004	1.014x – 26.595	0.999
B78	SKC	224-PCXR3	510677	13/01/2022	1,000	1,500	2,000	994	1,504	1,999	1.013x – 28.238	0.999
B79	SKC	224-PCXR3	510920	12/01/2022	1,000	1,500	2,000	994	1,493	1,994	0.999x – 4.304	1.000



บริษัท เอส.พี.เอส. คอนซัลติ้ง เซอร์วิส จำกัด
S.P.S. CONSULTING SERVICE CO., LTD.
7 ซอยพหลโยธิน 24 ถนนพหลโยธิน แขวงจอมพล เขตจตุจักร กรุงเทพฯ 10900
7 Soi Phaholyothin 24, Phaholyothin Rd., Jompol, Chatuchak, Bangkok 10900
Tel : (662) 939-4370-72, Fax : (662) 513-4221, E-mail : sale@spscon.com., www.spscon.com

Personal Pump Calibration Report

Calibration Method : Dry Cal Primary Flowmeter

Model : Defender 510-H

S/N : 136164

Environmental Conditions

Temperature : 25 \pm 3 $^{\circ}$ C
Pressure : 1010 \pm 15 mmbar

Personal Pump Data				Calibration Data								
No.	Brand	Model	Serial No.	Date	Flow Rate (ml/min)						Value From Calibration Curve	
					Setting			Actual (Q std.)				
					1	2	3	1	2	3	y	R ²
B80	SKC	224-PCXR3	504569	12/01/2022	1,000	1,500	2,000	1,003	1,499	2,002	1.010x - 20.915	0.999
B81	SKC	224-PCXR3	503480	10/01/2022	1,000	1,500	2,000	994	1,499	2,000	1.015x - 31.401	0.999
B82	SKC	224-PCXR3	505673	10/01/2022	1,000	1,500	2,000	993	1,499	1,996	1.003x - 7.857	1.000
B83	SKC	224-PCXR3	510785	13/01/2022	1,000	1,500	2,000	1,000	1,500	2,002	1.012x - 23.548	0.999
B84	SKC	224-PCXR3	508333	12/01/2022	1,000	1,500	2,000	995	1,497	1,992	0.997x - 0.016	1.000
B85	SKC	224-PCXR3	505757	10/01/2022	1,000	1,500	2,000	993	1,502	1,999	1.014x - 30.555	0.999
B86	SKC	224-PCXR3	512625	10/01/2022	1,000	1,500	2,000	1,002	1,500	2,004	1.013x - 23.520	0.999
B87	SKC	224-PCXR3	504324	13/01/2022	1,000	1,500	2,000	997	1,499	1,997	1.000x - 1.667	1.000
B88	SKC	224-PCXR3	508307	13/01/2022	1,000	1,500	2,000	996	1,495	1,992	0.996x + 0.451	1.000
B89	SKC	224-PCXR3	509860	13/01/2022	1,000	1,500	2,000	1,000	1,501	2,003	1.013x - 25.008	0.999
B90	SKC	224-PCXR3	508366	13/01/2022	1,000	1,500	2,000	992	1,502	2,001	1.017x - 33.531	0.999
B91	SKC	224-PCXR3	510919	13/01/2022	1,000	1,500	2,000	998	1,498	1,997	1.001x - 4.563	1.000
B92	SKC	224-PCXR3	510987	13/01/2022	1,000	1,500	2,000	1,003	1,501	2,004	1.012x - 21.996	0.999
B93	SKC	224-PCXR3	509845	13/01/2022	1,000	1,500	2,000	1,000	1,498	1,999	1.000x - 3.059	1.000



บริษัท เอส.พี.เอส. คอนซัลติ้ง เซอร์วิส จำกัด
S.P.S. CONSULTING SERVICE CO., LTD.
7 ซอยพหลโยธิน 24 ถนนพหลโยธิน แขวงจอมพล เขตจตุจักร กรุงเทพฯ 10900
7 Soi Phaholyothin 24, Phaholyothin Rd., Jompol, Chatuchak, Bangkok 10900
Tel : (662) 939-4370-72, Fax : (662) 513-4221, E-mail : sale@spscon.com., www.spscon.com

Personal Pump Calibration Report

Calibration Method : Dry Cal Primary Flowmeter

Model : Defender 510-H

S/N : 136164

Environmental Conditions

Temperature : 25 \pm 3 $^{\circ}$ C
Pressure : 1010 \pm 15 mmbar

Personal Pump Data				Calibration Data								
No.	Brand	Model	Serial No.	Date	Flow Rate (ml/min)						Value From Calibration Curve	
					Setting			Actual (Q std.)				
					1	2	3	1	2	3	y	R²
R01	SKC	224-PCXR4	602467	06/01/2022	1,000	1,500	2,000	995	1,505	2,002	1.017x – 33.519	0.999
R02	SKC	224-PCXR4	626450	06/01/2022	1,000	2,000	3,000	999	1,498	1,994	0.994x + 4.132	1.000
R03	SKC	224-PCXR4	691592	06/01/2022	1,000	1,500	2,000	1,003	1,500	2,004	1.013x – 23.436	0.999
R04	SKC	224-PCXR4	691672	06/01/2022	1,000	1,500	2,000	996	1,493	1,995	1.000x – 5.153	1.000
R05	SKC	224-PCXR4	798470	12/01/2022	1,000	1,500	2,000	994	1,506	2,000	1.015x – 31.632	0.999
R06	SKC	224-PCXR4	798456	12/01/2022	1,000	1,500	2,000	993	1,497	1,993	1.000x – 5.496	1.000
R07	SKC	224-PCXR4	798480	12/01/2022	1,000	1,500	2,000	995	1,493	1,993	0.999x – 6.070	1.000
R08	SKC	224-PCXR4	883215	12/01/2022	1,000	1,500	2,000	1,002	1,501	2,004	1.014x – 25.235	0.999
R09	SKC	224-PCXR4	034650	06/01/2022	1,000	1,500	2,000	991	1,504	2,002	1.019x – 37.567	0.999
R10	SKC	224-PCXR4	091765	06/01/2022	1,000	1,500	2,000	1,000	1,492	1,994	0.995x + 3.159	1.000
R11	SKC	224-PCXR4	091763	06/01/2022	1,000	1,500	2,000	1,001	1,501	2,002	1.013x – 24.082	0.999
R12	SKC	224-PCXR4	091568	12/01/2022	1,000	1,500	2,000	999	1,499	1,995	0.997x – 0.024	1.000
R13	SKC	224-PCXR4	091638	12/01/2022	1,000	1,500	2,000	1,000	1,498	1,993	0.992x + 8.280	1.000
R14	SKC	224-PCXR4	091764	12/01/2022	1,000	1,500	2,000	993	1,502	1,998	1.013x – 30.093	0.999
R15	SKC	224-PCXR8	529457	12/01/2022	1,000	1,500	2,000	1,002	1,500	2,005	1.013x – 23.915	0.999
R16	SKC	224-PCXR8	529643	12/01/2022	1,000	1,500	2,000	999	1,497	1,994	0.997x + 0.219	1.000
R17	SKC	224-PCXR8	529645	12/01/2022	1,000	1,500	2,000	996	1,507	2,000	1.013x – 28.545	0.999
R18	SKC	224-PCXR8	566756	12/01/2022	1,000	1,500	2,000	991	1,496	1,998	1.003x – 9.193	1.000
R19	SKC	224-PCXR8	566802	10/01/2022	1,000	1,500	2,000	1,003	1,500	2,003	1.011x – 21.306	0.999
R20	SKC	224-PCXR8	529089	10/01/2022	1,000	1,500	2,000	991	1,503	2,001	1.019x – 37.942	0.999
R21	SKC	224-PCXR8	665728	10/01/2022	1,000	1,500	2,000	999	1,496	1,998	0.998x – 1.376	1.000
R22	SKC	224-PCXR8	707444	07/01/2022	1,000	1,500	2,000	1,002	1,501	2,003	1.012x – 23.440	0.999
R23	SKC	224-PCXR8	761067	07/01/2022	1,000	1,500	2,000	998	1,494	1,992	0.992x + 6.270	1.000
R24	SKC	224-PCXR8	707893	10/01/2022	1,000	1,500	2,000	995	1,505	2,001	1.015x – 30.157	0.999
R25	SKC	224-PCXR8	761052	10/01/2022	1,000	1,500	2,000	998	1,500	1,994	0.995x + 4.519	1.000
R26	SKC	224-PCXR8	707956	10/01/2022	1,000	1,500	2,000	1,002	1,499	2,004	1.013x – 24.282	0.999
R27	SKC	224-PCXR8	707398	05/01/2022	1,000	1,500	2,000	996	1,503	2,001	1.014x – 29.522	0.999
R28	SKC	224-PCXR8	707481	05/01/2022	1,000	1,500	2,000	1,004	1,500	2,004	1.011x – 20.325	0.999
R29	SKC	224-PCXR8	707402	05/01/2022	1,000	1,500	2,000	1,003	1,493	1,991	0.991x + 9.245	1.000
R30	SKC	224-PCXR8	093811	05/01/2022	1,000	1,500	2,000	997	1,495	1,993	0.997x – 0.730	1.000
R31	SKC	224-PCXR8	093183	05/01/2022	1,000	1,500	2,000	1,000	1,500	2,001	1.013x – 25.087	0.999
R32	SKC	224-PCXR8	671950	05/01/2022	1,000	1,500	2,000	1,000	1,498	1,994	0.994x + 7.562	1.000
R33	SKC	224-PCXR4	626254	05/01/2022	1,000	1,500	2,000	992	1,502	2,000	1.017x – 35.697	0.999
R34	SKC	224-PCXR4	626131	05/01/2022	1,000	1,500	2,000	1,002	1,499	2,004	1.013x – 24.533	0.999
R35	SKC	224-PCXR8	707460	07/01/2022	1,000	1,500	2,000	999	1,496	1,995	0.996x + 3.275	1.000
R36	SKC	224-PCXR8	707446	07/01/2022	1,000	1,500	2,000	1,003	1,500	2,003	1.011x – 21.187	0.999
R37	SKC	224-PCXR8	707432	07/01/2022	1,000	1,500	2,000	999	1,499	1,998	0.998x + 0.044	1.000
R38	SKC	224-PCXR8	707349	07/01/2022	1,000	1,500	2,000	996	1,503	2,001	1.015x – 30.563	0.999
R39	SKC	224-PCXR8	761095	07/01/2022	1,000	1,500	2,000	998	1,494	1,995	0.995x + 1.599	1.000



บริษัท เอส.พี.เอส. คอนซัลติ้ง เซอร์วิส จำกัด
S.P.S. CONSULTING SERVICE CO., LTD.
7 ซอยพหลโยธิน 24 ถนนพหลโยธิน แขวงจอมพล เขตจตุจักร กรุงเทพฯ 10900
7 Soi Phaholyothin 24, Phaholyothin Rd., Jompol, Chatuchak, Bangkok 10900
Tel : (662) 939-4370-72, Fax : (662) 513-4221, E-mail : sale@spscon.com., www.spscon.com

Personal Pump Calibration Report

Calibration Method : Dry Cal Primary Flowmeter

Model : Defender 510-H

S/N : 136164

Environmental Conditions

Temperature : 25 \pm 3 $^{\circ}$ C
Pressure : 1010 \pm 15 mmbar

Personal Pump Data				Calibration Data								
No.	Brand	Model	Serial No.	Date	Flow Rate (ml/min)						Value From Calibration Curve	
					Setting			Actual (Q std.)				
					1	2	3	1	2	3	y	R²
R40	SKC	224-PCXR4	612753	07/01/2022	1,000	1,500	2,000	1,003	1,500	2,003	1.013x - 24.242	0.999
R41	SKC	224-PCXR4	626140	07/01/2022	1,000	1,500	2,000	991	1,507	2,001	1.018x - 35.034	0.999
R42	SKC	224-PCXR4	626463	11/01/2022	1,000	1,500	2,000	993	1,496	1,997	1.002x - 6.685	1.000
R43	SKC	224-PCXR4	626129	11/01/2022	1,000	1,500	2,000	1,002	1,501	2,004	1.013x - 23.691	0.999
R44	SKC	224-PCXR4	602753	11/01/2022	1,000	1,500	2,000	1,001	1,495	1,994	0.993x + 5.600	1.000
R45	SKC	224-PCXR4	626137	11/01/2022	1,000	1,500	2,000	992	1,505	2,001	1.018x - 36.115	0.999



บริษัท เอส.พี.เอส. คอนซัลติ้ง เซอร์วิส จำกัด
S.P.S. CONSULTING SERVICE CO., LTD.
7 ซอยพหลโยธิน 24 ถนนพหลโยธิน แขวงจอมพล เขตจตุจักร กรุงเทพฯ 10900
7 Soi Phaholyothin 24, Phaholyothin Rd., Jompol, Chatuchak, Bangkok 10900
Tel : (662) 939-4370-72, Fax : (662) 513-4221, E-mail : sale@spscon.com, www.spscon.com

Personal Pump Calibration Report

Calibration Method : Dry Cal Primary Flowmeter

Model : Defender 510-H

S/N : 136164

Environmental Conditions

Temperature : 25 \pm 3 $^{\circ}$ C
Pressure : 1010 \pm 15 mmbar

Personal Pump Data				Calibration Data								
No.	Brand	Model	Serial No.	Date	Flow Rate (ml/min)						Value From Calibration Curve	
					Setting			Actual (Q std.)				
					1	2	3	1	2	3	y	R²
B01	SKC	224-PCXR4	262101	01/04/2022	1,000	1,500	2,000	994	1,497	1,998	1.001x - 3.749	1.000
B02	SKC	224-PCXR4	626166	04/04/2022	1,000	1,500	2,000	1,002	1,505	2,001	1.010x - 20.465	0.999
B03	SKC	224-PCXR4	612968	04/04/2022	1,000	1,500	2,000	996	1,494	2,000	1.006x - 12.986	1.000
B04	SKC	224-PCXR4	602804	01/04/2022	1,000	1,500	2,000	1,000	1,502	1,996	1.001x - 2.928	1.000
B05	SKC	224-PCXR4	612693	12/04/2022	1,000	1,500	2,000	1,003	1,499	2,003	1.012x - 23.061	0.999
B06	SKC	224-PCXR4	262188	01/04/2022	1,000	1,500	2,000	995	1,508	1,999	1.012x - 25.219	0.999
B07	SKC	224-PCXR4	626262	01/04/2022	1,000	1,500	2,000	998	1,492	1,995	0.992x + 6.804	1.000
B08	SKC	224-PCXR4	626100	12/04/2022	1,000	1,500	2,000	1,003	1,499	2,003	1.012x - 22.750	0.999
B09	SKC	224-PCXR4	626479	11/04/2022	1,000	1,500	2,000	997	1,490	1,994	0.994x + 3.231	1.000
B10	SKC	224-PCXR4	091950	04/04/2022	1,000	1,500	2,000	994	1,503	2,001	1.016x - 32.594	0.999
B11	SKC	224-PCXR8	564315	06/04/2022	1,000	1,500	2,000	995	1,490	1,998	1.003x - 9.054	1.000
B12	SKC	224-PCXR4	034656	01/04/2022	1,000	1,500	2,000	1,003	1,503	2,003	1.011x - 19.603	0.999
B13	SKC	224-PCXR4	602073	12/04/2022	1,000	1,500	2,000	995	1,500	1,999	1.001x - 4.072	1.000
B14	SKC	224-PCXR4	626313	05/04/2022	1,000	1,500	2,000	998	1,491	1,988	0.992x + 5.727	1.000
B15	SKC	224-PCXR4	626474	01/04/2022	1,000	1,500	2,000	1,003	1,502	2,005	1.012x - 22.726	0.999
B16	SKC	224-PCXR4	626477	11/04/2022	1,000	1,500	2,000	994	1,504	2,000	1.014x - 30.627	0.999
B17	SKC	224-PCXR4	626860	04/04/2022	1,000	1,500	2,000	997	1,495	1,991	0.997x + 0.479	1.000
B18	SKC	224-PCXR4	691484	04/04/2022	1,000	1,500	2,000	1,003	1,501	2,001	1.010x - 19.424	0.999
B19	SKC	224-PCXR4	691599	01/04/2022	1,000	1,500	2,000	995	1,503	1,999	1.005x - 8.224	1.000
B20	SKC	224-PCXR4	691587	04/04/2022	1,000	1,500	2,000	993	1,504	1,999	1.014x - 30.520	0.999
B21	SKC	224-PCXR4	691531	04/04/2022	1,000	1,500	2,000	993	1,499	1,992	1.000x - 4.714	1.000
B22	SKC	224-PCXR4	691654	04/04/2022	1,000	1,500	2,000	1,004	1,501	2,004	1.012x - 20.788	0.999
B23	SKC	224-PCXR4	798393	12/04/2022	1,000	1,500	2,000	994	1,505	2,002	1.017x - 33.567	0.999
B24	SKC	224-PCXR4	626363	04/04/2022	1,000	1,500	2,000	1,000	1,502	2,005	1.016x - 28.210	0.999
B25	SKC	224-PCXR4	798489	01/04/2022	1,000	1,500	2,000	1,001	1,512	2,001	0.998x + 5.009	1.000
B26	SKC	224-PCXR4	798479	12/04/2022	1,000	1,500	2,000	998	1,499	1,993	0.997x + 1.855	1.000
B27	SKC	224-PCXR4	691673	04/04/2022	1,000	1,500	2,000	993	1,503	2,001	1.017x - 33.826	0.999
B28	SKC	224-PCXR4	691570	04/04/2022	1,000	1,500	2,000	1,001	1,500	2,002	1.013x - 24.230	0.999
B29	SKC	224-PCXR4	626472	06/04/2022	1,000	1,500	2,000	999	1,494	1,998	1.002x - 6.378	1.000
B30	SKC	224-PCXR4	691489	06/04/2022	1,000	1,500	2,000	1,004	1,500	2,004	1.012x - 22.431	0.999
B31	SKC	224-PCXR4	691509	12/04/2022	1,000	1,500	2,000	993	1,495	1,995	1.002x - 7.965	1.000
B32	SKC	224-PCXR4	091567	04/04/2022	1,000	1,500	2,000	993	1,504	2,001	1.015x - 30.208	0.999
B33	SKC	224-PCXR4	091756	01/04/2022	1,000	1,500	2,000	994	1,496	1,991	0.996x + 0.475	1.000
B34	SKC	224-PCXR4	612962	04/04/2022	1,000	1,500	2,000	1,002	1,501	2,002	1.011x - 21.135	0.999
B35	SKC	224-PCXR4	602682	11/04/2022	1,000	1,500	2,000	994	1,498	1,996	1.001x - 6.493	1.000
B36	SKC	224-PCXR4	626164	04/04/2022	1,000	1,500	2,000	1,000	1,497	1,999	0.999x - 2.393	1.000
B37	SKC	224-PCXR4	626256	01/04/2022	1,000	1,500	2,000	994	1,506	2,002	1.016x - 31.285	0.999
B38	SKC	224-PCXR4	626167	04/04/2022	1,000	1,500	2,000	997	1,497	1,996	1.001x - 4.387	1.000
B39	SKC	224-PCXR4	034637	04/04/2022	1,000	1,500	2,000	1,003	1,500	2,002	1.012x - 22.527	0.999
B40	SKC	224-PCXR4	798349	12/04/2022	1,000	1,500	2,000	992	1,505	2,000	1.017x - 34.109	0.999



บริษัท เอส.พี.เอส. คอนซัลติ้ง เซอร์วิส จำกัด
S.P.S. CONSULTING SERVICE CO., LTD.
7 ซอยพหลโยธิน 24 ถนนพหลโยธิน แขวงจอมพล เขตจตุจักร กรุงเทพฯ 10900
7 Soi Phaholyothin 24, Phaholyothin Rd., Jompol, Chatuchak, Bangkok 10900
Tel : (662) 939-4370-72, Fax : (662) 513-4221, E-mail : sale@spscon.com., www.spscon.com

Personal Pump Calibration Report

Calibration Method : Dry Cal Primary Flowmeter

Model : Defender 510-H

S/N : 136164

Environmental Conditions

Temperature : 25 \pm 3 $^{\circ}$ C
Pressure : 1010 \pm 15 mmbar

Personal Pump Data				Calibration Data								
No.	Brand	Model	Serial No.	Date	Flow Rate (ml/min)						Value From Calibration Curve	
					Setting			Actual (Q std.)				
					1	2	3	1	2	3	y	R ²
B41	SKC	224-PCXR4	612669	04/04/2022	1,000	1,500	2,000	998	1,496	1,989	0.994x + 3.829	1.000
B42	SKC	224-PCXR4	626041	01/04/2022	1,000	1,500	2,000	1,003	1,498	1,993	0.990x + 12.348	1.000
B43	SKC	224-PCXR4	034636	11/04/2022	1,000	1,500	2,000	1,001	1,501	1,992	0.990x + 12.839	1.000
B44	SKC	224-PCXR8	529341	01/04/2022	1,000	1,500	2,000	1,002	1,501	2,002	1.011x – 21.577	0.999
B45	SKC	224-PCXR8	529594	12/04/2022	1,000	1,500	2,000	997	1,498	1,992	0.995x + 2.928	1.000
B46	SKC	224-PCXR8	566743	04/04/2022	1,000	1,500	2,000	994	1,504	2,002	1.016x – 33.204	0.999
B47	SKC	224-PCXR8	566747	01/04/2022	1,000	1,500	2,000	1,002	1,500	2,004	1.013x – 24.202	0.999
B48	SKC	224-PCXR8	566753	01/04/2022	1,000	1,500	2,000	999	1,494	1,997	0.999x + 1.795	1.000
B49	SKC	224-PCXR8	566780	12/04/2022	1,000	1,500	2,000	1,003	1,502	2,003	1.011x – 21.031	0.999
B50	SKC	224-PCXR8	500400	01/04/2022	1,000	1,500	2,000	1,002	1,495	2,002	1.001x + 2.900	1.000
B51	SKC	224-PCXR8	500363	01/04/2022	1,000	1,500	2,000	995	1,504	2,000	1.012x – 26.268	0.999
B52	SKC	224-PCXR8	093186	11/04/2022	1,000	1,500	2,000	995	1,498	1,994	0.997x – 1.240	1.000
B53	SKC	224-PCXR8	707670	01/04/2022	1,000	1,500	2,000	1,002	1,499	2,004	1.012x – 22.742	0.999
B54	SKC	224-PCXR3	509821	11/04/2022	1,000	1,500	2,000	993	1,501	2,001	1.016x – 33.718	0.999
B55	SKC	224-PCXR3	510710	01/04/2022	1,000	1,500	2,000	1,000	1,494	1,994	0.994x + 4.635	1.000
B56	SKC	224-PCXR3	511450	01/04/2022	1,000	1,500	2,000	1,002	1,500	2,001	1.011x – 20.684	0.999
B57	SKC	224-PCXR3	510798	12/04/2022	1,000	1,500	2,000	997	1,493	1,998	1.001x + 3.398	1.000
B58	SKC	224-PCXR3	509852	04/04/2022	1,000	1,500	2,000	1,001	1,498	2,000	1.007x – 19.631	0.999
B59	SKC	224-PCXR3	509862	01/04/2022	1,000	1,500	2,000	996	1,503	1,995	0.998x + 2.916	1.000
B60	SKC	224-PCXR3	512655	01/04/2022	1,000	1,500	2,000	1,002	1,500	2,004	1.013x – 23.891	0.999
B61	SKC	224-PCXR3	503915	12/04/2022	1,000	1,500	2,000	994	1,489	1,999	1.004x – 11.786	1.000
B62	SKC	224-PCXR3	505975	12/04/2022	1,000	1,500	2,000	999	1,494	1,995	0.997x – 0.503	1.000
B63	SKC	224-PCXR3	511432	01/04/2022	1,000	1,500	2,000	991	1,501	2,000	1.017x – 36.139	0.999
B64	SKC	224-PCXR3	508302	04/04/2022	1,000	1,500	2,000	997	1,493	1,990	0.994x + 3.992	1.000
B65	SKC	224-PCXR3	508310	01/04/2022	1,000	1,500	2,000	1,002	1,500	2,003	1.012x – 23.109	0.999
B66	SKC	224-PCXR3	509861	12/04/2022	1,000	1,500	2,000	1,002	1,491	1,991	0.987x + 14.701	1.000
B67	SKC	224-PCXR3	506295	12/04/2022	1,000	1,500	2,000	993	1,507	2,004	1.017x – 33.104	0.999
B68	SKC	224-PCXR3	505872	12/04/2022	1,000	1,500	2,000	1,002	1,491	1,997	0.994x + 5.556	1.000
B69	SKC	224-PCXR3	508375	01/04/2022	1,000	1,500	2,000	1,001	1,500	2,000	1.010x – 21.689	0.999
B70	SKC	224-PCXR3	510623	11/04/2022	1,000	1,500	2,000	992	1,503	1,997	1.002x – 6.693	1.000
B71	SKC	224-PCXR3	508367	12/04/2022	1,000	1,500	2,000	991	1,506	2,002	1.018x – 36.227	0.999
B72	SKC	224-PCXR3	505977	12/04/2022	1,000	1,500	2,000	1,001	1,498	1,993	0.992x + 7.087	1.000
B73	SKC	224-PCXR3	512606	01/04/2022	1,000	1,500	2,000	1,001	1,501	2,005	1.014x – 24.517	0.999
B74	SKC	224-PCXR3	505993	12/04/2022	1,000	1,500	2,000	996	1,495	1,994	0.999x – 4.363	1.000
B75	SKC	224-PCXR3	509820	12/04/2022	1,000	1,500	2,000	996	1,499	1,992	0.995x + 2.429	1.000
B76	SKC	224-PCXR3	509811	12/04/2022	1,000	1,500	2,000	992	1,498	1,998	1.007x – 15.040	1.000
B77	SKC	224-PCXR3	508301	12/04/2022	1,000	1,500	2,000	1,000	1,501	2,003	1.014x – 26.643	0.999
B78	SKC	224-PCXR3	510677	01/04/2022	1,000	1,500	2,000	996	1,503	1,999	1.012x – 27.520	0.999
B79	SKC	224-PCXR3	510920	01/04/2022	1,000	1,500	2,000	994	1,493	1,994	0.999x – 3.705	1.000



บริษัท เอส.พี.เอส. คอนซัลติ้ง เซอร์วิส จำกัด
S.P.S. CONSULTING SERVICE CO., LTD.
7 ซอยพหลโยธิน 24 ถนนพหลโยธิน แขวงจอมพล เขตจตุจักร กรุงเทพฯ 10900
7 Soi Phaholyothin 24, Phaholyothin Rd., Jompol, Chatuchak, Bangkok 10900
Tel : (662) 939-4370-72, Fax : (662) 513-4221, E-mail : sale@spscon.com., www.spscon.com

Personal Pump Calibration Report

Calibration Method : Dry Cal Primary Flowmeter

Model : Defender 510-H

S/N : 136164

Environmental Conditions

Temperature : 25 \pm 3 $^{\circ}$ C
Pressure : 1010 \pm 15 mmbar

Personal Pump Data				Calibration Data								
No.	Brand	Model	Serial No.	Date	Flow Rate (ml/min)						Value From Calibration Curve	
					Setting			Actual (Q std.)				
					1	2	3	1	2	3	y	R ²
B80	SKC	224-PCXR3	504569	01/04/2022	1,000	1,500	2,000	1,003	1,499	2,001	1.010x – 20.517	0.999
B81	SKC	224-PCXR3	503480	01/04/2022	1,000	1,500	2,000	994	1,499	2,000	1.015x – 31.561	0.999
B82	SKC	224-PCXR3	505673	01/04/2022	1,000	1,500	2,000	993	1,499	1,996	1.002x – 7.299	1.000
B83	SKC	224-PCXR3	510785	04/04/2022	1,000	1,500	2,000	1,000	1,500	2,002	1.012x – 23.787	0.999
B84	SKC	224-PCXR3	508333	04/04/2022	1,000	1,500	2,000	995	1,497	1,991	0.997x – 0.383	1.000
B85	SKC	224-PCXR3	505757	04/04/2022	1,000	1,500	2,000	993	1,502	1,999	1.014x – 30.476	0.999
B86	SKC	224-PCXR3	512625	12/04/2022	1,000	1,500	2,000	1,003	1,502	2,004	1.012x – 22.463	0.999
B87	SKC	224-PCXR3	504324	11/04/2022	1,000	1,500	2,000	998	1,496	2,000	1.001x – 2.305	1.000
B88	SKC	224-PCXR3	508307	04/04/2022	1,000	1,500	2,000	997	1,498	1,993	0.996x + 1.212	1.000
B89	SKC	224-PCXR3	509860	12/04/2022	1,000	1,500	2,000	1,000	1,501	2,003	1.014x – 25.646	0.999
B90	SKC	224-PCXR3	508366	04/04/2022	1,000	1,500	2,000	992	1,502	2,001	1.017x – 33.850	0.999
B91	SKC	224-PCXR3	510919	04/04/2022	1,000	1,500	2,000	998	1,498	1,996	1.000x – 3.765	1.000
B92	SKC	224-PCXR3	510987	04/04/2022	1,000	1,500	2,000	1,003	1,501	2,004	1.012x – 21.916	0.999
B93	SKC	224-PCXR3	509845	12/04/2022	1,000	1,500	2,000	1,000	1,498	1,998	1.000x – 2.261	1.000



บริษัท เอส.พี.เอส. คอนซัลติ้ง เซอร์วิส จำกัด
S.P.S. CONSULTING SERVICE CO., LTD.
7 ซอยพหลโยธิน 24 ถนนพหลโยธิน แขวงจอมพล เขตจตุจักร กรุงเทพฯ 10900
7 Soi Phaholyothin 24, Phaholyothin Rd., Jompol, Chaluchak, Bangkok 10900
Tel : (662) 939-4370-72, Fax : (662) 513-4221, E-mail : sale@spscon.com., www.spscon.com

Personal Pump Calibration Report

Calibration Method : Dry Cal Primary Flowmeter

Model : Defender 510-H

S/N : 136164

Environmental Conditions

Temperature : 25 \pm 3 $^{\circ}$ C
Pressure : 1010 \pm 15 mmbar

Personal Pump Data				Calibration Data								
No.	Brand	Model	Serial No.	Date	Flow Rate (ml/min)						Value From Calibration Curve	
					Setting			Actual (Q std.)				
					1	2	3	1	2	3	y	R²
R01	SKC	224-PCXR4	602467	04/04/2022	1,000	1,500	2,000	993	1,508	2,004	1.020x – 38.784	0.999
R02	SKC	224-PCXR4	626450	04/04/2022	1,000	2,000	3,000	999	1,499	1,990	0.989x + 12.627	1.000
R03	SKC	224-PCXR4	691592	04/04/2022	1,000	1,500	2,000	1,003	1,500	2,004	1.012x – 22.479	0.999
R04	SKC	224-PCXR4	691672	01/04/2022	1,000	1,500	2,000	996	1,493	1,993	0.998x – 2.561	1.000
R05	SKC	224-PCXR4	798470	01/04/2022	1,000	1,500	2,000	994	1,506	1,999	1.015x – 30.635	0.999
R06	SKC	224-PCXR4	798456	04/04/2022	1,000	1,500	2,000	994	1,498	1,994	1.002x – 7.438	1.000
R07	SKC	224-PCXR4	798480	04/04/2022	1,000	1,500	2,000	994	1,490	2,000	1.008x – 16.831	1.000
R08	SKC	224-PCXR4	883215	01/04/2022	1,000	1,500	2,000	1,001	1,502	2,005	1.015x – 26.627	0.999
R09	SKC	224-PCXR4	034650	01/04/2022	1,000	1,500	2,000	991	1,504	2,002	1.018x – 36.538	0.999
R10	SKC	224-PCXR4	091765	01/04/2022	1,000	1,500	2,000	996	1,512	1,993	1.000x + 0.219	1.000
R11	SKC	224-PCXR4	091763	12/04/2022	1,000	1,500	2,000	1,001	1,499	2,002	1.012x – 23.923	0.999
R12	SKC	224-PCXR4	091568	12/04/2022	1,000	1,500	2,000	997	1,501	1,999	1.001x – 4.986	1.000
R13	SKC	224-PCXR4	091638	04/04/2022	1,000	1,500	2,000	1,002	1,498	1,993	0.991x + 10.793	1.000
R14	SKC	224-PCXR4	091764	04/04/2022	1,000	1,500	2,000	994	1,502	1,998	1.013x – 29.256	0.999
R15	SKC	224-PCXR8	529457	01/04/2022	1,000	1,500	2,000	1,002	1,500	2,004	1.013x – 24.345	0.999
R16	SKC	224-PCXR8	529643	04/04/2022	1,000	1,500	2,000	998	1,497	1,994	0.997x + 0.060	1.000
R17	SKC	224-PCXR8	529645	04/04/2022	1,000	1,500	2,000	994	1,509	2,000	1.015x – 30.571	0.999
R18	SKC	224-PCXR8	566756	04/04/2022	1,000	1,500	2,000	991	1,496	1,998	1.002x – 7.678	1.000
R19	SKC	224-PCXR8	566802	01/04/2022	1,000	1,500	2,000	1,003	1,499	2,000	1.010x – 20.189	0.999
R20	SKC	224-PCXR8	529089	04/04/2022	1,000	1,500	2,000	990	1,501	2,003	1.020x – 40.036	0.999
R21	SKC	224-PCXR8	665728	01/04/2022	1,000	1,500	2,000	999	1,493	1,999	1.000x – 5.364	1.000
R22	SKC	224-PCXR8	707444	04/04/2022	1,000	1,500	2,000	1,002	1,500	2,001	1.011x – 21.215	0.999
R23	SKC	224-PCXR8	761067	11/04/2022	1,000	1,500	2,000	998	1,494	1,992	0.994x + 3.095	1.000
R24	SKC	224-PCXR8	707893	01/04/2022	1,000	1,500	2,000	996	1,505	2,001	1.014x – 29.040	0.999
R25	SKC	224-PCXR8	761052	01/04/2022	1,000	1,500	2,000	998	1,500	1,992	0.992x + 7.630	1.000
R26	SKC	224-PCXR8	707956	12/04/2022	1,000	1,500	2,000	1,002	1,500	2,004	1.013x – 24.417	0.999
R27	SKC	224-PCXR8	707398	04/04/2022	1,000	1,500	2,000	996	1,503	2,001	1.013x – 28.725	0.999
R28	SKC	224-PCXR8	707481	11/04/2022	1,000	1,500	2,000	1,004	1,500	2,003	1.010x – 19.368	0.999
R29	SKC	224-PCXR8	707402	01/04/2022	1,000	1,500	2,000	1,005	1,491	1,991	0.988x + 14.326	1.000
R30	SKC	224-PCXR8	093811	01/04/2022	1,000	1,500	2,000	998	1,495	1,994	0.998x – 1.268	1.000
R31	SKC	224-PCXR8	093183	01/04/2022	1,000	1,500	2,000	1,001	1,501	2,001	1.012x – 23.001	0.999
R32	SKC	224-PCXR8	671950	04/04/2022	1,000	1,500	2,000	1,000	1,498	1,994	0.994x + 7.762	1.000
R33	SKC	224-PCXR4	626254	12/04/2022	1,000	1,500	2,000	992	1,502	1,999	1.016x – 34.141	0.999
R34	SKC	224-PCXR4	626131	01/04/2022	1,000	1,500	2,000	1,002	1,498	2,004	1.012x – 24.294	0.999
R35	SKC	224-PCXR8	707460	04/04/2022	1,000	1,500	2,000	998	1,498	1,995	0.994x + 5.672	1.000
R36	SKC	224-PCXR8	707446	01/04/2022	1,000	1,500	2,000	1,003	1,500	2,001	1.010x – 19.192	0.999
R37	SKC	224-PCXR8	707432	01/04/2022	1,000	1,500	2,000	999	1,499	1,998	0.999x + 0.554	1.000
R38	SKC	224-PCXR8	707349	01/04/2022	1,000	1,500	2,000	996	1,500	2,002	1.015x – 31.640	0.999
R39	SKC	224-PCXR8	761095	12/04/2022	1,000	1,500	2,000	1,001	1,496	1,994	0.997x + 2.652	1.000



บริษัท เอส.พี.เอส. คอนซัลติ้ง เซอร์วิส จำกัด
S.P.S. CONSULTING SERVICE CO., LTD.
7 ซอยพหลโยธิน 24 ถนนพหลโยธิน แขวงจอมพล เขตจตุจักร กรุงเทพฯ 10900
7 Soi Phaholyothin 24, Phaholyothin Rd., Jompol, Chatuchak, Bangkok 10900
Tel : (662) 939-4370-72, Fax : (662) 513-4221, E-mail : sale@spscon.com., www.spscon.com

Personal Pump Calibration Report

Calibration Method : Dry Cal Primary Flowmeter

Model : Defender 510-H

S/N : 136164

Environmental Conditions

Temperature : 25 \pm 3 $^{\circ}\text{C}$
Pressure : 1010 \pm 15 mmbar

Personal Pump Data				Calibration Data								
No.	Brand	Model	Serial No.	Date	Flow Rate (ml/min)						Value From Calibration Curve	
					Setting			Actual (Q std.)				
					1	2	3	1	2	3	y	R²
R40	SKC	224-PCXR4	612753	01/04/2022	1,000	1,500	2,000	1,002	1,501	2,003	1.012x – 23.005	0.999
R41	SKC	224-PCXR4	626140	01/04/2022	1,000	1,500	2,000	991	1,509	2,002	1.018x – 35.114	0.999
R42	SKC	224-PCXR4	626463	01/04/2022	1,000	1,500	2,000	995	1,493	2,000	1.003x – 7.470	1.000
R43	SKC	224-PCXR4	626129	04/04/2022	1,000	1,500	2,000	1,002	1,501	2,003	1.012x – 22.495	0.999
R44	SKC	224-PCXR4	602753	01/04/2022	1,000	1,500	2,000	1,002	1,495	1,994	0.996x + 1.133	1.000
R45	SKC	224-PCXR4	626137	01/04/2022	1,000	1,500	2,000	992	1,505	2,002	1.019x – 37.368	0.999



บริษัท เอส.พี.เอส. คอนซัลติ้ง เซอร์วิส จำกัด
S.P.S. CONSULTING SERVICE CO., LTD.
7 ซอยพหลโยธิน 24 ถนนพหลโยธิน แขวงจอมพล เขตจตุจักร กรุงเทพฯ 10900
7 Soi Phaholyothin 24, Phaholyothin Rd., Jompol, Chatuchak, Bangkok 10900
Tel : (662) 939-4370-72, Fax : (662) 513-4221, E-mail : sale@spscon.com., www.spscon.com

Rotameter Calibration Report (For Personal Pump Low Flow Adjust)

Calibration Method : Dry Cal Primary Flowmeter

Model : Defender 510-H

S/N : 136164

Calibration Data

Rotameter Data			Calibration Data								
No.	Brand	Model	Date	Flow Rate (ml/min)						Value From Calibration Curve	
				Flow Rate (Reading)			Actual (Q std.)				
				1	2	3	1	2	3	y	R²
L-R01	Dwyer	VFA-21	05/01/2022	50	100	200	50.0	100.0	202.1	1.000x + 0.189	1.000
L-R02	Dwyer	VFA-21	05/01/2022	50	100	200	49.5	100.9	198.9	1.002x - 0.324	1.000
L-R03	Dwyer	VFA-21	06/01/2022	50	100	200	49.8	99.4	201.7	1.004x - 0.164	1.000
L-R04	Dwyer	VFA-21	06/01/2022	50	100	200	49.6	100.3	200.0	1.002x - 0.421	1.000
L-R05	Dwyer	VFA-21	06/01/2022	50	100	200	50.0	99.8	202.4	0.987x + 1.729	1.000
L-R06	Dwyer	VFA-21	07/01/2022	50	100	200	49.8	99.5	198.1	1.005x - 1.417	1.000



บริษัท เอส.พี.เอส. คอนซัลติ้ง เซอร์วิส จำกัด
S.P.S. CONSULTING SERVICE CO., LTD.
7 ซอยพหลโยธิน 24 ถนนพหลโยธิน แขวงจอมพล เขตจตุจักร กรุงเทพฯ 10900
7 Soi Phaholyothin 24, Phaholyothin Rd., Jompol, Chatuchak, Bangkok 10900
Tel : (662) 939-4370-72, Fax : (662) 513-4221, E-mail : sale@spscon.com, www.spscon.com

Rotameter Calibration Report (For Personal Pump Low Flow Adjust)

Calibration Method : Dry Cal Primary Flowmeter

Model : Defender 510-H

S/N : 136164

Calibration Data

Rotameter Data			Calibration Data								
No.	Brand	Model	Date	Flow Rate (ml/min)						Value From Calibration Curve	
				Flow Rate (Reading)			Actual (Q std.)				
				1	2	3	1	2	3	y	R ²
L-R01	Dwyer	VFA-21	04/04/2022	50	100	200	50.2	100.6	203.5	0.983x + 2.458	1.000
L-R02	Dwyer	VFA-21	01/04/2022	50	100	200	49.7	100.9	200.5	1.008x - 1.306	0.999
L-R03	Dwyer	VFA-21	04/04/2022	50	100	200	50.1	99.8	202.3	1.018x - 1.156	1.000
L-R04	Dwyer	VFA-21	04/04/2022	50	100	200	49.8	100.9	200.6	1.009x - 1.349	0.999
L-R05	Dwyer	VFA-21	01/04/2022	50	100	200	49.8	100.4	203.4	0.992x + 1.525	1.000
L-R06	Dwyer	VFA-21	01/04/2022	50	100	200	50.2	99.1	201.9	1.003x - 0.172	1.000

Certificate of System Qualification

GC-OQ + GCMS-OQ

System ID:

GC/MS

Organization Name:

S.P.S. Consulting service

Organization Location:

7 Soi Phaholyothin Road, Ladyao, Khet Jatujak, Bangkok, 10900

Date:

March 22, 2021 10:41:18 AM

EQP Name:

AgilentRecommended , AgilentRecommended

EQP Revision:

GC.02.51, GCMS.02.51

Overall Qualification Status:

Pass

System Inspection and Basic Safety and Operation

Name:

7890

Setpoint Status:

Pass

Overall System Inspection and Basic Safety and Operation Test Status

Pass

Inlet Pressure Accuracy

Name:

7890

Front

SSL

Setpoint Status:

Pass

Setpoint

Actual

Inlet Pressure:

25.0

psi

24.9

psi

Accuracy:

0.1

psi

Agilent Recommended:

<=

1.2

Overall Inlet Pressure Accuracy Test Status

Pass

Inlet Pressure Decay

Date:

March 22, 2021 10:41:18 AM

System ID:

GC/MS

Name: 7890
Back SSL

Setpoint Status:

Pass

Pressure:

25.0 psi

Pressure Change:

-0.1 psi /5 minutes

Agilent Recommended:

>= -2.0 and <= 0.5

Overall Inlet Pressure Decay Test Status

Pass

Inlet Pressure Accuracy

Name: 7890
Back SSL

Setpoint Status:

Pass

Setpoint

Actual

Inlet Pressure: 25.0 psi

24.9 psi

Accuracy:

0.1 psi

Agilent Recommended:

<= 1.2

Overall Inlet Pressure Accuracy Test Status

Pass

Detector Flow Accuracy

Name: 7890
Front FID

Setpoint Status:

Pass

Flow Type:

Fuel

Setpoint:

30.0 mL/min

Measured Flow:

29.9 mL/min

Accuracy:

0.1 mL/min

Agilent Recommended:

<= 10.0 % setpoint

(3.0 mL/min)

Limit is percentage of setpoint or 0.5 mL/minute, whichever is largest.

Date: March 22, 2021 10:41:18 AM
System ID: GC/MS

Setpoint Status:

Pass

Flow Type:

Oxidizer

Setpoint:

400.0

mL/min

Measured Flow:

399.8

mL/min

Accuracy:

0.2

mL/min

Agilent Recommended:

<=

10.0

% setpoint

(

40.0

ml/min

)

Limit is percentage of setpoint or 0.5 ml/minute, whichever is largest.

Setpoint Status:

Pass

Flow Type:

Makeup

Setpoint:

25.0

mL/min

Measured Flow:

24.9

mL/min

Accuracy:

0.1

mL/min

Agilent Recommended:

<=

10.0

% setpoint

(

2.5

ml/min

)

Limit is percentage of setpoint or 0.5 ml/minute, whichever is largest.

Overall Detector Flow Accuracy Test Status

Pass

GC Oven Temperature Accuracy

Name:

7890

Setpoint Status:

Pass

Zone:

Oven

Setpoint/Actual

Temperature:

230.0

230.0

°C

Accuracy:

0.0

°C

Agilent Recommended:

>=

-1.0

% setpoint in K

(

-5.0

°C

)

<=

1.0

% setpoint in K

(

5.0

°C

)

Date:

March 22, 2021 10:41:18 AM

System ID:

GC/MS

Setpoint Status:

Pass

Zone:

Oven

Setpoint/Actual

Temperature:

100.0 100.0 °C

Accuracy:

0.0 °C

Agilent Recommended:

>= -1.0 % setpoint in K

(-3.7 °C)

<= 1.0 % setpoint in K

(3.7 °C)

Overall GC Oven Temperature Accuracy Test Status

Pass

GC Oven Temperature Stability

Name:

7890

Setpoint Status:

Pass

Setpoint/Average

Temperature:

100.0 100.05 °C

Stability:

0.1 °C

Agilent Recommended:

<= 0.5

Overall GC Oven Temperature Stability Test Status

Pass

Scouting Run

Tested Combination2

Back

SSL

/ Front

FID

Manual Injection

Name:

Not applicable

Setpoint Status:

Completed

Injection Volume on Column:

1.0 uL

Overall Scouting Run Status

Completed

Signal to Noise

Tested Combination2

Back

SSL

/ Front

FID

Date:

March 22, 2021 10:41:18 AM

System ID:

GC/MS

Manual Injection

Name: 7890

Setpoint Status: Pass

Signal to Noise: 1711991

Agilent Recommended: \geq 300000

Overall Signal to Noise Test Status

Pass

Noise and Drift

Tested Combination2	Back	SSL	/ Front	FID
Name:	7890			

Setpoint Status: Pass

Base Signal: 14.0 pA

	ASTM Noise counts	Drift counts/Hr
	384.56	178.79
Agilent Recommended:	\leq 768.00	\leq 19200.00
Status:	Pass	Pass

Overall Noise and Drift Test Status

Pass

Log Amp

Tested Combination1	Front	SSL	/ External	SQ
Name:	5975C inert XL with TAD			

Setpoint Status: Pass

Overall Log Amp Test Status

Pass

RFPA

Date: March 22, 2021 10:41:18 AM
System ID: GC/MS

Tested Combination1	Front	SSL	/ External	SQ
Name:	5975C inert XL with TAD			
Setpoint Status:	Pass			
Amu:	1050	m/z	Drift After Five Minutes:	RFP Voltage:
			4	485
			mV	mV
Agilent Recommended:	>=	-100	and	<= 100
				<= 1100

Overall RFP Test Status

Pass

Tune EI

Tested Combination1	Front	SSL	/ External	SQ
Name:	5975C inert XL with TAD			
Setpoint Status:	Pass			
Filament:	1			
Setpoint Status:	Pass			
Filament:	2			

Overall Tune EI Test Status

Pass

Signal to Noise EI

Tested Combination1	Front	SSL	/ External	SQ
Name:	5975C inert XL with TAD			
Source:	EI - Standard (Stainless Steel)		Filament:	1
Setpoint Status:	Pass			
Signal to Noise:	925			
Agilent Recommended:	>= 320			

Date: March 22, 2021 10:41:18 AM
System ID: GC/MS

Source: EI - Standard (Stainless Steel) Filament: 2

Setpoint Status: Pass

Signal to Noise: 672

Agilent Recommended: \geq 320

Overall Signal to Noise EI Test Status

Pass

Instrument Details

Purpose

This section describes the as found system configuration.

Details

System

System ID	GC/MS
Manufacturer	Agilent Technologies
Name	7890
Flow Data Input	Manual Data
Temperature Data Input	Manual Data or Other Data Logging

Tested Combination1

Injection Technique	Manual Injection
Sampler Identifier	Sampler 1
Inlet	Front
Detector	External
LTM Included?	No

Tested Combination2

Injection Technique	Manual Injection
Sampler Identifier	Sampler 2
Inlet	Back
Detector	Front
LTM Included?	No

Sampler 1

Manufacturer	Agilent Technologies
Type	Manual Injection
Usage	Sample Injection
Syringe Volume (µL)	10

Sampler 2

Manufacturer	Agilent Technologies
Type	Manual Injection
Usage	Sample Injection
Syringe Volume (µL)	10

Date: March 22, 2021 10:41:18 AM
System ID: GC/MS

Mainframe 1

Manufacturer	Agilent Technologies
Name	7890
Model Number	G3440A
Serial Number	CN10925120
Firmware Revision	A.01.10.3
Oven Type	Standard

Inlet 1

Manufacturer	Agilent Technologies
Name	7890
Type	SSL
Location	Front
Carrier Gas	Helium
Control Type	Electronic Pressure Control (EPC)
Purged Inlet	Yes

Inlet 2

Manufacturer	Agilent Technologies
Name	7890
Type	SSL
Location	Back
Carrier Gas	Helium
Control Type	Electronic Pressure Control (EPC)
Purged Inlet	Yes

Detector 1

Manufacturer	Agilent Technologies
Name	Mass Spectrometer
Type	Mass Spectrometer
Location	External

Detector 2

Manufacturer	Agilent Technologies
Name	7890
Type	FID
Adapter	Capillary
Control Type	Electronic Pressure Control (EPC)
Location	Front
Makeup Gas	Nitrogen

Mass Spectrometer 1

Manufacturer	Agilent Technologies
Type	SQ
Name	5975C inert XL with TAD
Serial Number	US91732743
Firmware Revision	Not applicable
High Vacuum System	Turbo Pump
Scouting Run Standard	OFN Std

MS EI Source 1

Manufacturer	Agilent Technologies
Source Type	EI - Standard (Stainless Steel)
Number of filaments	2

Electronic Signature

Purpose

This signature page was created and published because the ACE sign-off action was executed, which is valid for the entire document, including attachments. The ACE sign-off is an electronic signature that requires two distinct identification components: unique username and personal password. The Agilent representative who has delivered this service understands the meaning and legal status of an electronic signature. As a trained official operator, the Agilent representative has a unique password and logon to access ACE and electronically sign this document. (Other e-signatures can be applied to this document using a Document Content Management or other suitable method defined in your data access and control procedures.)

Details

Full Name of Signer:	Nattapat Hengcharoen
Logged On User Name:	nattapat.hengcharoen@agilent.com
Signature Creation Date:	March 22, 2021
Reason for Signature:	Executed protocol and published this original version of document

Regulatory Disclaimer

This document provides a protocol to verify and record instrument configuration and evidence of proper operation. It has been prepared from our interpretation of applicable regulations as well as industry best practices. The document is designed to provide an important component of a complete compliance package. Validation depends upon many factors and use of this protocol alone does not assure compliance. Agilent Technologies makes no promises or representations as to its sufficiency for any specific regulatory program.

Warranty

Agilent Technologies makes no warranty of any kind to this material, including but not limited to, the implied warranties or merchantability and fitness for a particular purpose. Agilent Technologies shall not be liable for errors contained herein or for incidental or consequential damages in connection with the furnishing, performance, or use of this material.

Date:	March 22, 2021 10:41:18 AM
System ID:	GC/MS

User Name: nattapat.hengcharoen
 Hostname: 5CG70212Y1

System Id: GC/MS
 Print Date: March 22, 2021 10:41:24 AM

OQ_SPS_GC-MS Transaction log :

Time	Transaction State	Activity Performed	Type of Transaction	Optional Information
March 19, 2021 12:15:46 PM	Audit	SessionCreated	Session	None
March 19, 2021 12:15:46 PM	Start	Configuration	Session	None
March 19, 2021 12:15:46 PM	Audit	Entitlement	Licensing	User is FieldEngineer and does not require an unlock code
March 19, 2021 12:21:07 PM	Audit	EqpLoaded	Session	EQP details for primary technique [Gc] - File path: [ProtocolPacks/Gc/Configurations/02.51/Gc.02.51.eqp], EQP File Name: [Gc.02.51.eqp], EQP Name: [AgilentRecommended] EQP details for hyphenated technique [GcMs] - File path: [ProtocolPacks/GcMs/Configurations/02.51/GcMs.02.51.eqp], EQP File Name: [GcMs.02.51.eqp], EQP Name: [AgilentRecommended]
March 19, 2021 12:21:16 PM	End	Configuration	Session	None
March 19, 2021 12:21:22 PM	Start	Qualification	Session	OQ
March 19, 2021 12:21:22 PM	Start	Execution	System Inspection and Basic Safety and Operation - 7890: - Qualitative Test - No setpoints associated	None

User Name: nattapat.hengcharoen
 Hostname: 5CG70212Y1

System Id: GC/MS
 Print Date: March 22, 2021 10:41:24 AM

OQ_SPS_GC-MS Transaction log :

Time	Transaction State	Activity Performed	Type of Transaction	Optional Information
March 19, 2021 1:38:58 PM	Start	Execution	System Inspection and Basic Safety and Operation - 7890: - Qualitative Test - No setpoints associated	None
March 19, 2021 1:39:56 PM	Start	Execution	System Inspection and Basic Safety and Operation - 7890: - Qualitative Test - No setpoints associated	None
March 19, 2021 1:40:12 PM	End	Execution	System Inspection and Basic Safety and Operation - 7890: - Qualitative Test - No setpoints associated	Run Count : 1
March 19, 2021 1:40:14 PM	Start	Execution	Inlet Pressure Accuracy - Front SSL: - Pressure Controlled Inlet - S: 25.0 psi - L: <= 1.2 psi	None
March 19, 2021 1:40:21 PM	End	Execution	Inlet Pressure Accuracy - Front SSL: - Pressure Controlled Inlet - S: 25.0 psi - L: <= 1.2 psi	Run Count : 1
March 19, 2021 1:40:24 PM	Start	Execution	Inlet Pressure Decay - Back SSL: - Pressure Controlled Inlet - S: 25.0 psi - L: >= -2.0 psi and <= 0.5 psi	None
March 19, 2021 1:40:34 PM	End	Execution	Inlet Pressure Decay - Back SSL: - Pressure Controlled Inlet - S: 25.0 psi - L: >= -2.0 psi and <= 0.5 psi	Run Count : 1
March 19, 2021 1:40:36 PM	Start	Execution	Inlet Pressure Accuracy - Back SSL: - Pressure Controlled Inlet - S: 25.0 psi - L: <= 1.2 psi	None
March 19, 2021 1:40:41 PM	End	Execution	Inlet Pressure Accuracy - Back SSL: - Pressure Controlled Inlet - S: 25.0 psi - L: <= 1.2 psi	Run Count : 1

Page 2 / 9

Date: March 22, 2021 10:41:18 AM
 System ID: GC/MS

User Name: nattapat.hengcharoen
 Hostname: 5CG70212Y1

System Id: GC/MS
 Print Date: March 22, 2021 10:41:24 AM

OQ_SPS_GC-MS Transaction log :

Time	Transaction State	Activity Performed	Type of Transaction	Optional Information
March 19, 2021 1:40:42 PM	Start	Execution	Detector Flow Accuracy - Front FID: - Type : Fuel - S: 30.0 mL/min - L: <= 10.0% setpoint	None
March 19, 2021 1:41:20 PM	Audit	Data	Detector Flow Accuracy - Front FID: - Type : Fuel - S: 30.0 mL/min - L: <= 10.0% setpoint	Manual Data Entry
March 19, 2021 1:41:22 PM	End	Execution	Detector Flow Accuracy - Front FID: - Type : Fuel - S: 30.0 mL/min - L: <= 10.0% setpoint	Run Count : 1
March 19, 2021 1:41:24 PM	Start	Execution	Detector Flow Accuracy - Front FID: - Type : Oxidizer - S: 400.0 mL/min - L: <= 10.0% setpoint	None
March 19, 2021 1:41:37 PM	Audit	Data	Detector Flow Accuracy - Front FID: - Type : Oxidizer - S: 400.0 mL/min - L: <= 10.0% setpoint	Manual Data Entry
March 19, 2021 1:41:40 PM	End	Execution	Detector Flow Accuracy - Front FID: - Type : Oxidizer - S: 400.0 mL/min - L: <= 10.0% setpoint	Run Count : 1
March 19, 2021 1:41:42 PM	Start	Execution	Detector Flow Accuracy - Front FID: - Type : Makeup - S: 25.0 mL/min - L: <= 10.0% setpoint	None
March 19, 2021 1:41:55 PM	Audit	Data	Detector Flow Accuracy - Front FID: - Type : Makeup - S: 25.0 mL/min - L: <= 10.0% setpoint	Manual Data Entry
March 19, 2021 1:41:56 PM	End	Execution	Detector Flow Accuracy - Front FID: - Type : Makeup - S: 25.0 mL/min - L: <= 10.0% setpoint	Run Count : 1
March 19, 2021 1:41:59 PM	Start	Execution	GC Oven Temperature Accuracy - 7890: - Temperature : Oven - S: 230.0°C - L: >= -1.0 AND <= 1.0 % setpoint in K	None

Page 3 / 9

Date: March 22, 2021 10:41:18 AM
 System ID: GC/MS

User Name: nattapat.hengcharoen
 Hostname: 5CG70212Y1

System Id: GC/MS
 Print Date: March 22, 2021 10:41:24 AM

OQ_SPS_GC-MS Transaction log :

Time	Transaction State	Activity Performed	Type of Transaction	Optional Information
March 19, 2021 1:42:27 PM	Audit	Data	GC Oven Temperature Accuracy - 7890: - Temperature : Oven - S: 230.0°C - L: >= -1.0 AND <= 1.0 % setpoint in K	Manual Data Entry
March 19, 2021 1:43:21 PM	Audit	Data	DataManager	DataManager was in a data verification state but the user chose to start over.
March 19, 2021 1:43:55 PM	Audit	Data	GC Oven Temperature Accuracy - 7890: - Temperature : Oven - S: 230.0°C - L: >= -1.0 AND <= 1.0 % setpoint in K	Manual Data Entry
March 19, 2021 1:43:57 PM	End	Execution	GC Oven Temperature Accuracy - 7890: - Temperature : Oven - S: 230.0°C - L: >= -1.0 AND <= 1.0 % setpoint in K	Run Count : 1
March 19, 2021 1:43:59 PM	Start	Execution	GC Oven Temperature Accuracy - 7890: - Temperature : Oven - S: 100.0°C - L: >= -1.0 AND <= 1.0 % setpoint in K	None
March 19, 2021 1:44:12 PM	Audit	Data	GC Oven Temperature Accuracy - 7890: - Temperature : Oven - S: 100.0°C - L: >= -1.0 AND <= 1.0 % setpoint in K	Manual Data Entry
March 19, 2021 1:44:14 PM	End	Execution	GC Oven Temperature Accuracy - 7890: - Temperature : Oven - S: 100.0°C - L: >= -1.0 AND <= 1.0 % setpoint in K	Run Count : 1
March 19, 2021 1:44:17 PM	Start	Execution	GC Oven Temperature Stability - 7890: - Temperature : Oven - S: 100.0°C - L: <= 0.5°C	None
March 19, 2021 1:45:12 PM	Audit	Data	GC Oven Temperature Stability - 7890: - Temperature : Oven - S: 100.0°C - L: <= 0.5°C	Manual Data Entry

Page 4 / 9

User Name: nattapat.hengcharoen
 Hostname: 5CG70212Y1

System Id: GC/MS
 Print Date: March 22, 2021 10:41:24 AM

OQ_SPS_GC-MS Transaction log :

Time	Transaction State	Activity Performed	Type of Transaction	Optional Information
March 19, 2021 1:45:19 PM	End	Execution	GC Oven Temperature Stability - 7890: - Temperature : Oven - S: 100.0°C - L: <= 0.5°C	Run Count : 1
March 19, 2021 1:54:29 PM	Start	Execution	GC Scouting Run - Manual Injection, Back SSL, Front FID: - Part of System Preparation - No limits associated	None
March 19, 2021 2:33:24 PM	Start	Execution	GC Scouting Run - Manual Injection, Back SSL, Front FID: - Part of System Preparation - No limits associated	None
March 19, 2021 2:35:01 PM	Audit	AceClosed	Session	None
March 19, 2021 2:35:37 PM	Audit	AceRestarted	Session	None
March 19, 2021 2:35:38 PM	Audit	SessionReloaded	Session	None
March 19, 2021 2:35:41 PM	Start	Qualification	Session	OQ
March 19, 2021 2:35:41 PM	Start	Execution	GC Scouting Run - Manual Injection, Back SSL, Front FID: - Part of System Preparation - No limits associated	None
March 19, 2021 2:36:12 PM	Audit	Data	GC Scouting Run - Manual Injection, Back SSL, Front FID: - Part of System Preparation - No limits associated	Data files Path : E:\SPS\SCOUNT_FID.D\FID 1A.ch
March 19, 2021 2:36:32 PM	End	Execution	GC Scouting Run - Manual Injection, Back SSL, Front FID: - Part of System Preparation - No limits associated	Run Count : 1
March 19, 2021 2:36:36 PM	Start	Execution	Signal to Noise - Manual Injection, Back SSL, Front FID: - Detector FID - L: >= 300000	None

User Name: nattapat.hengcharoen
 Hostname: 5CG70212Y1

System Id: GC/MS
 Print Date: March 22, 2021 10:41:24 AM

OQ_SPS_GC-MS Transaction log :

Time	Transaction State	Activity Performed	Type of Transaction	Optional Information
March 19, 2021 2:36:46 PM	Audit	Data	Signal to Noise - Manual Injection, Back SSL, Front FID: - Detector FID - L: >= 300000	Data files Path : E:\SPS\SN_FID.D\FID1A.ch
March 19, 2021 2:37:00 PM	End	Execution	Signal to Noise - Manual Injection, Back SSL, Front FID: - Detector FID - L: >= 300000	Run Count : 1
March 19, 2021 2:37:06 PM	Start	Execution	Noise and Drift - Front FID: - Detector FID - L (Noise): <= 0.10 pA - L (Drift): <= 2.50 pA/hour	None
March 19, 2021 3:46:48 PM	Start	Execution	Noise and Drift - Front FID: - Detector FID - L (Noise): <= 0.10 pA - L (Drift): <= 2.50 pA/hour	None
March 19, 2021 3:47:08 PM	Audit	Data	Noise and Drift - Front FID: - Detector FID - L (Noise): <= 0.10 pA - L (Drift): <= 2.50 pA/hour	Data files Path : E:\SPS\ND_FID.D\FID1A.ch
March 19, 2021 3:47:30 PM	End	Execution	Noise and Drift - Front FID: - Detector FID - L (Noise): <= 0.10 pA - L (Drift): <= 2.50 pA/hour	Run Count : 1
March 19, 2021 3:47:32 PM	Start	Execution	Log Amp - 5975C inert XL with TAD SQ: - Source: EI - Standard (Stainless Steel)	None
March 19, 2021 3:49:54 PM	Start	Execution	RFPA - 5975C inert XL with TAD SQ: - Source: EI - Standard (Stainless Steel)	None
March 19, 2021 3:52:45 PM	Start	Execution	Log Amp - 5975C inert XL with TAD SQ: - Source: EI - Standard (Stainless Steel)	None

User Name: nattapat.hengcharoen
 Hostname: 5CG70212Y1

System Id: GC/MS
 Print Date: March 22, 2021 10:41:24 AM

OQ_SPS_GC-MS Transaction log :

Time	Transaction State	Activity Performed	Type of Transaction	Optional Information
March 19, 2021 3:53:16 PM	End	Execution	Log Amp - 5975C inert XL with TAD SQ: - Source: EI - Standard (Stainless Steel)	Run Count : 1
March 19, 2021 3:53:19 PM	Start	Execution	RFPA - 5975C inert XL with TAD SQ: - Source: EI - Standard (Stainless Steel)	None
March 19, 2021 3:58:14 PM	End	Execution	RFPA - 5975C inert XL with TAD SQ: - Source: EI - Standard (Stainless Steel)	Run Count : 1
March 19, 2021 3:59:01 PM	Start	Execution	Tune EI - 5975C inert XL with TAD SQ: - Source: - EI - Standard (Stainless Steel) Filament 1 (Qualitative - No setpoints associated)	None
March 19, 2021 3:59:37 PM	End	Execution	Tune EI - 5975C inert XL with TAD SQ: - Source: - EI - Standard (Stainless Steel) Filament 1 (Qualitative - No setpoints associated)	Run Count : 1
March 19, 2021 3:59:39 PM	Start	Execution	Tune EI - 5975C inert XL with TAD SQ: - Source: - EI - Standard (Stainless Steel) Filament 2 (Qualitative - No setpoints associated)	None
March 19, 2021 4:00:01 PM	End	Execution	Tune EI - 5975C inert XL with TAD SQ: - Source: - EI - Standard (Stainless Steel) Filament 2 (Qualitative - No setpoints associated)	Run Count : 1
March 19, 2021 4:00:05 PM	Audit	AceClosed	Session	None
March 22, 2021 9:39:45 AM	Audit	AceRestarted	Session	None
March 22, 2021 9:39:49 AM	Audit	SessionReloaded	Session	None
March 22, 2021 9:40:02 AM	Start	Qualification	Session	OQ

Page 7 / 9

Date: March 22, 2021 10:41:18 AM
 System ID: GC/MS

User Name: nattapat.hengcharoen
 Hostname: 5CG70212Y1

System Id: GC/MS
 Print Date: March 22, 2021 10:41:24 AM

OQ_SPS_GC-MS Transaction log :

Time	Transaction State	Activity Performed	Type of Transaction	Optional Information
March 22, 2021 9:40:26 AM	Start	Execution	Signal to Noise EI - Liquid Injection, Front SSL, SQ: - Source: EI - Standard (Stainless Steel) using Filament 1 - L: >= 320	None
March 22, 2021 9:41:14 AM	Start	Execution	Signal to Noise EI - Liquid Injection, Front SSL, SQ: - Source: EI - Standard (Stainless Steel) using Filament 1 - L: >= 320	None
March 22, 2021 9:41:58 AM	Audit	Data	Signal to Noise EI - Liquid Injection, Front SSL, SQ: - Source: EI - Standard (Stainless Steel) using Filament 1 - L: >= 320	Data files Path : E:\SPS\SN_F1.D\DATA.MS
March 22, 2021 9:43:36 AM	End	Execution	Signal to Noise EI - Liquid Injection, Front SSL, SQ: - Source: EI - Standard (Stainless Steel) using Filament 1 - L: >= 320	Run Count : 1
March 22, 2021 9:43:44 AM	Start	Execution	Signal to Noise EI - Liquid Injection, Front SSL, SQ: - Source: EI - Standard (Stainless Steel) using Filament 2 - L: >= 320	None
March 22, 2021 9:44:03 AM	Audit	Data	Signal to Noise EI - Liquid Injection, Front SSL, SQ: - Source: EI - Standard (Stainless Steel) using Filament 2 - L: >= 320	Data files Path : E:\SPS\SN_F2.D\DATA.MS
March 22, 2021 9:44:34 AM	End	Execution	Signal to Noise EI - Liquid Injection, Front SSL, SQ: - Source: EI - Standard (Stainless Steel) using Filament 2 - L: >= 320	Run Count : 1

Page 8 / 9

Date: March 22, 2021 10:41:18 AM
 System ID: GC/MS

User Name: nattapat.hengcharoen
Hostname: 5CG70212Y1


System Id: GC/MS
Print Date: March 22, 2021 10:41:24 AM

OQ_SPS_GC-MS Transaction log :

Time	Transaction State	Activity Performed	Type of Transaction	Optional Information
March 22, 2021 9:44:37 AM	End	Qualification	Session	OQ
March 22, 2021 9:44:37 AM	Start	Reporting	Session	None
March 22, 2021 10:40:26 AM	Audit	Reporting	Session	Report Generated : Certificate

GC Clarus 600/680 Preventive Maintenance (PM)

Company Name:	S.P.S. Consulting Service Co.,Ltd		
Address (Instrument Location):	7 Soi Phaholyothin24 Phaholyothin Road, Jompol, Chatuchak, Bangkok, 10900.		
Serial Number:	680S14042502	Service Tag:	N68APSSFXMP
Customer Name (if applicable):	Ms.Sujinda	PM number:	1 of 2
Service Engineer Name:	Pramote Chaisorn	Service Order Number:	WO-01624977
Date PM Performed: (DD-MMM-YYYY)	04-Mar-2022	Next PM Due Date: (DD-MMM-YYYY)	04-Sep-2022

Part Number	Release	Publication Date	
TH09370070	C	August 2016	

Scope

The purpose of this PM is to ensure the continued functionality of the Clarus 600 and Clarus 680 GC by inspecting and replacing any worn or damaged parts. This service should only be performed by a trained representative of PerkinElmer. The customer should save their method before the PM begins.

General Instructions:

The customer must provide the engineer operational data to demonstrate recent instrument performance prior to starting the PM. Always check with the customer before making any changes that may affect the customer's analysis or calibration, including a current back-up of system software and/or data files. The completed document should be signed by an authorized PerkinElmer and customer representative and left with the customer. Update the PM sticker and instrument logbook as required.

Copyright Information

This document contains proprietary information that is protected by copyright. All rights are reserved. No part of this publication may be reproduced in any form whatsoever or translated into any language without the prior, written permission of Perkin Elmer, Inc. **Copyright © 2013 PerkinElmer, Inc.**

Trademarks

Registered names, trademarks, etc. used in this document, even when not specifically marked as such, are protected by law. PerkinElmer is a registered trademark of PerkinElmer, Inc. All other trademarks and registered trademarks not owned by PerkinElmer, Inc. or its subsidiaries that are depicted herein are the property of their respective owners. **Except as specifically set forth in its terms and conditions of sale, PerkinElmer makes no Warranty of any kind with regard to this document, including, but not limited to, the implied warranties of merchantability and fitness for a particular purpose.** PerkinElmer shall not be liable for incidental or consequential damages in connection with the furnishing or use of this document.

Component List

Component / Specific Model	Serial #	Software Version	Configuration Notes
Clarus680	680S14042502	Totalchrom6.3.2	
Clarus SQ8T	648N4050804	Turbomass 6.4	
AtomX	US14113002	Tekma AtomX	

Parts Lists

Additional Tools Required for PM				
Part Number (if applicable)	Description	Quantity	Serial #	Calibration Due Date (MM/YY)
LF21-0503	Fluke179 multimeter	1	22460228	04-Nov-2022
Additional Reagents and Standards Required for PM				
Part Number (if applicable)	Description	Quantity	Batch/Lot #	Expiration Date (MM/YY)
N/A				

Procedure Checklist

Use () to check off those steps in the checklist that have been completed.

1. General:

- ☒ Review the instrument performance with the customer and document any recent problems.

- ☒ Check incoming AC line voltage for proper levels and grounding.

L-N 220 Volt

L-G 220 Volt

N-G 0.35 Volt

**Neutral to ground not more than 0.5 volts peak to peak*

- ☒ Inspect all gas line filters and traps; Replace if necessary with customer supplied spares.

Carrier gas ☒ Helium ☐ Nitrogen ☐ Hydrogen

Moisture level ☒ Good ☐ Need to replace ☐ Other _____

Detector gas ☒ Air Zero ☒ Hydrogen ☐ Nitrogen ☐ Helium

Moisture level ☒ Good ☐ Need to replace ☐ Other _____

- ☒ Inspect the customer log book and make any appropriate PM entries.

- ☒ Leak check all fittings from the gas source to instrument.

Gas leakage ☒ Pass ☐ Fail Comment _____

- ☒ Perform general inspection of system for cleanliness.

- ☒ Inspect for functional and clean electronic cooling and oven vent fans

Electronic cooling fan ☒ Yes ☐ No

Oven cooling fan ☒ Yes ☐ No

2. Electronic :

- ☒ Check oven temperature. Calibrate if necessary.

Oven temperature set point 150 °C ☒ Pass ☐ Fail

- ☐ Check sub-ambient option. (If installed).

Oven temperature set point 5 °C ☐ Pass ☐ Fail

- ☒ Perform routine maintenance on detector/injector. Replace parts as necessary with customer supplied spares.

- ☒ Check flows, including split flows if applicable. Calibrate if necessary.

Carrier flow	Pass
Split flow	Pass
- ☒ Check detector gas flows and adjust if necessary.

Detector flow	Pass
---------------	------
- ☒ Autosampler installed ☒ Yes ☐ No

Check autosampler	sensor for wear and replace if necessary.
Vial sensor	Pass
Door sensor	Pass
Tower sensor	Pass
Plunger sensor	Pass
Elevator sensor	Pass
- ☒ Remove syringe, manually flush. Replace with customer supplied spare if necessary.
- ☒ Check firmware version. Upgrade to current levels if necessary.

Firmware version	<u>6.5</u>
------------------	------------
- ☒ Measure all accessible power supply voltages.

5 Volt	Pass
+15 Volt	Pass
-15 Volt	Pass
24 Volt	Pass
- ☒ Record all detector voltage signal.

Detector Channel A	<u>0.91</u> mV.
Detector Channel B	<u>NA</u> mV.

3. Diagnostics Tests:

- ☒ Run instrument diagnostics.

<input checked="" type="checkbox"/> BRAM	Pass
<input checked="" type="checkbox"/> EPROM	Pass
- ☒ Run Autosampler diagnostics.

<input checked="" type="checkbox"/> BRAM	Pass
<input checked="" type="checkbox"/> EPROM	Pass

4. Review:

- ☒ Review with the customer PM work performed.
- ☒ Review with the customer routine maintenance procedures.
- ☒ Discuss recommended customer-supplied materials to have on hand
- ☒ Attach PM sticker.
- ☒ Update Logbook.

Additional Comments

Additional Comments Regarding the PM

Review

<i>The preventive maintenance checks and if applicable performance tests for Clarus600/680 GC have been completed.</i>	
<i>This Clarus600/680 GC</i>	<i>Pass</i>
<i>the preventive maintenance.</i>	
Review of Preventive Maintenance:	
Authorized PerkinElmer Representative: Pramote Chaisorn	<div style="background-color: black; width: 150px; height: 50px; margin: 5px 0;"></div> Date: 04-Mar-2022 (DD-MMM-YYYY)
Authorized Customer Representative:	<div style="background-color: black; width: 150px; height: 50px; margin: 5px 0;"></div> Date: 04-Mar-2022 (DD-MMM-YYYY)



GAS CHROMATOGRAPH TEST CERTIFICATION

Certificate No. : SV0821/20202

Instrument Type : GC

Model : CP-3800

Serial Number : 00734

Organization : S.P.S. Consulting Service Co., Ltd.

Address : 7 Phahonyothin Soi 24 Phahonyothin Rd. Ladyao Chatuchak Bangkok 10900

Date : 10/08/2021

ELECTRONIC TEST

CPU	<input checked="" type="checkbox"/> PASS	<input type="checkbox"/> FAIL
LCD TEST	<input checked="" type="checkbox"/> PASS	<input type="checkbox"/> FAIL
VENT TEST	<input checked="" type="checkbox"/> PASS	<input type="checkbox"/> FAIL
KEY ECHO TEST	<input checked="" type="checkbox"/> PASS	<input type="checkbox"/> FAIL
DESTRUCTION RAM TEST	<input checked="" type="checkbox"/> PASS	<input type="checkbox"/> FAIL

RUN CHROMATOGRAM TEST

DETECTOR : Flame Ionization Detector (FID Channel Front)

INJECTOR : Capillary Injector Model 1079

GC CONDITION:

Column	80 °C hold 1 min., rate 20 °C/min. to 200 °C hold 1min.
Injector	220 °C
Detector	300 °C
Column flow	5 mL/min
Makeup flow	25 mL/min
Air flow	300 mL/min
Hydrogen flow	30 mL/min

Column:Capillary Column CP sil 5 CB 0.25 ID x 15 M

Sample: 1 µL Injection FID Test Sample 0.218 g/L C14,C15,C16 in hexane

SENSITIVITY TEST: C15. (Area count) = 144,661 Counts.



**Detector Sensitivity (FID)**


Detector Response	Result	Specification
Baseline Noise (μ V)	2.94	≤ 50
Baseline Drift (%)	0.24	≤ 1
Sensitivity (S/N for C15)	2,295	$\geq 1,024$

Temperature Specification

Temperature	Set	Result	Specification
Column Oven ($^{\circ}$ C)	80	80	± 5
Injector ($^{\circ}$ C)	220	220	± 5
Detector ($^{\circ}$ C)	300	300	± 5
Incubator ($^{\circ}$ C)	60	N/A	± 5

Relative Standard Deviation % (% RSD)

Checkout Procedure	Result	Specification
Area C15 (%)	2.53	≤ 5
Retention Time C15(%)	0.04	≤ 0.5




**Results Integrated System Testing**

Checkout Procedure	FID
Detector Position	Front
Inlet Type	1079 Injector
C15 Area 1	149,057
C15 Area 2	140,715
C15 Area 3	146,288
C15 Area 4	140,957
C15 Area 5	146,288
C15 Area Average	144,661
* % RSD (< 5 %)	2.53

* The precision specification should be less than 2.0 % RSD ** (Relative Standard Deviation) for an Auto sampler injection and less than 5 % for Manual injections. To calculate the %RSD, select the C15 peak area for each of the five (5) samples.

** (Relative Standard Deviation is determined by dividing the standard deviation by the average and multiplying by 100.)

$$\% \text{ RSD} = (\text{std.dev} / \text{avg}) * 100$$



**Results Integrated System Testing**

Checkout Procedure	FID
Detector Position	Front
Inlet Type	1079 Injector
C15 Area 1	149,057
C15 Area 2	140,715
C15 Area 3	146,288
C15 Area 4	140,957
C15 Area 5	146,288
C15 Area Average	144,661
* % RSD (< 5 %)	2.53

* The precision specification should be less than 2.0 % RSD ** (Relative Standard Deviation) for an Auto sampler injection and less than 5 % for Manual injections. To calculate the %RSD, select the C15 peak area for each of the five (5) samples.

** (Relative Standard Deviation is determined by dividing the standard deviation by the average and multiplying by 100.)

$$\% \text{ RSD} = (\text{std.dev} / \text{avg}) * 100$$

